

LIGHTING PRODUCTS CATALOG



Down Recessed

This Albaro downlight is Stylish and extremely elegant in its finish. With a choice between special diffuser and high power lens to provide the chance to personalized the characteristics of the light output. Compact and curved in its design, the fixture has a really professional look and maximum flexibility in application. The extreme attention to every detail in the powder coating finishing is the final touch of beauty and reliability. The high efficiency of the LED source ensures high performances and low consumptions. The applications of this product are many, but it is mainly recommended because of the classic square shape for shops, shop windows, hotels and everywhere there is need of an accent light.

HOUSING: Die Cast Aluminium with Powder Coating in Choice of RAL Colors

DIFFUSER: Indirect Light

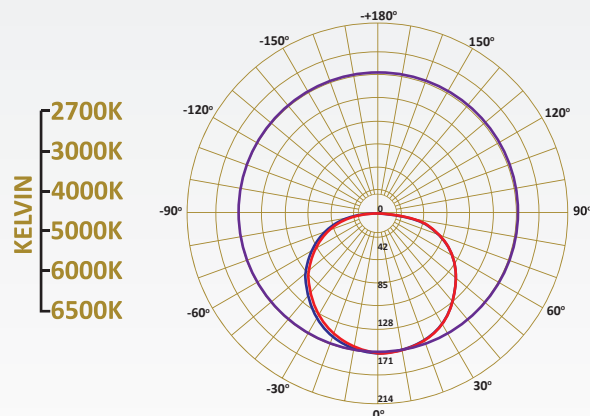
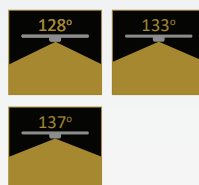

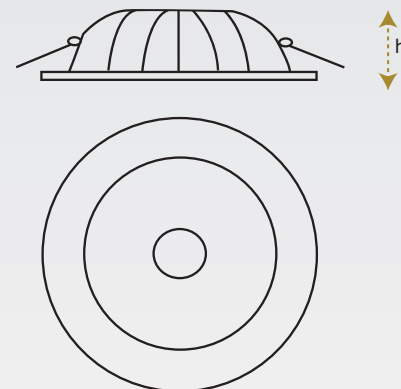
LED: Reducy Energy Consumption with L80/B10/F10

AVERAGE LIFE:50,000 hrs Lifetime Working Under Temp (-20°C - 50°C)

Technical Specifications

Item Code	Power	Lumen	Dimension	Hole
PLA2496T	8.9W	756.5lm	Ø110x34h	Ø94
PLA2496Q	8.9W	756.5lm	Ø110x34h	Ø94
PLA2496S	8.9W	756.5lm	Ø110x34h	Ø94
PLA2497T	11.9W	1011.5lm	Ø150x42h	Ø133
PLA2497Q	11.9W	1011.5lm	Ø150x42h	Ø133
PLA2497S	11.9W	1011.5lm	Ø150x42h	Ø133
PLA2498T	17.8W	1513lm	Ø180x48h	Ø155
PLA2498Q	17.8W	1513lm	Ø180x48h	Ø155
PLA2498S	17.8W	1513lm	Ø180x48h	Ø155

Technical Drawings



85~265V
50/60HZ

DOWN LIGHTS

LED DRIVER
TRIDONIC PHILIPS SHARP
OSRAM GTI MIV BRIDGELUX SAMSUNG CITIZEN

LED CHIP
PHILIPS CREE



Down Recessed

This Aldeno downlight is Stylish and extremely elegant in its frameless finish. High power COB downlight and high brightness with double reflectors design, shares with you the shining light and gorgeous feeling without glare. Die-casting aluminium heat sink, conducts the heat from the chip effectively, and ensure the lamp performance and long lifespan. High performance wall washer lighting brighten up without dead angle between wall and Ceiling. The light result is bright, uniform and comfortable. The high efficiency of the LED source ensures high performances and low consumptions. Possible Applications are Museum, Gallery, Showroom, Market, Shop etc.

HOUSING: Die cast aluminium

REFLECTOR: Anodized aluminium

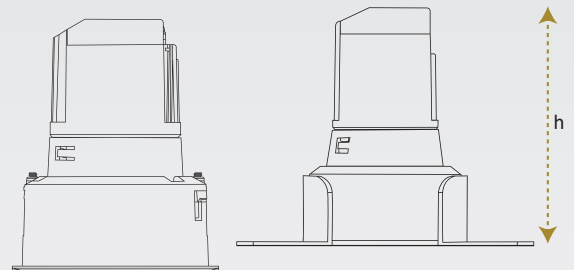
LED: Reducy Energy Consumption with L80/B10/F10

AVERAGE LIFE:50,000 hrs Lifetime Working Under Temp (-20°C - 50°C)

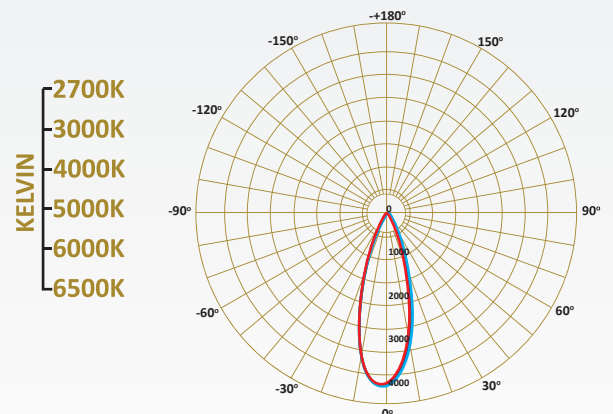
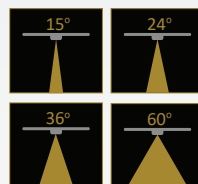
Technical Specifications

Item Code	Type	Power	Lumen	Dimension	Hole
PLA08005	Narrow	5W	600lm	Ø55 x 72h	Ø50
PLA09005	Narrow	5W	600lm	Ø82 x 80h	Ø75
PLA09008	Narrow	8W	960lm	Ø82 x 80h	Ø75
PLA09012	Narrow	12W	1440lm	Ø82 x 80h	Ø75
PLA10005	Trimless	5W	600lm	Ø48(90t) x 72h	Ø50
PLA10008	Trimless	8W	960lm	Ø48(90t) x 72h	Ø50
PLA11005	Trimless	5W	600lm	Ø74(145t) x 80h	Ø75
PLA10008	Trimless	8W	960lm	Ø74(145t) x 80h	Ø75
PLA11012	Trimless	12W	1440lm	Ø74(145t) x 100h	Ø75

Technical Drawings



LED	COB	IP44	50,000	CRI >80 >90
W	CE	Anti-Dazzle	ENEC	+50 -20
Recycling	Anti-Glare	House	Plant	RoHS
TRIAC	1-10 Dimming	DALI		



85~265V
50/60HZ

DOWN LIGHTS

LED DRIVER: TRIDONIC, PHILIPS, SHARP, LED CHIP: PHILIPS, CREE, OSRAM, GTI, BRIDGELUX, SAMSUNG, CITIZEN

ALDENO ADJ

DOWN LIGHT

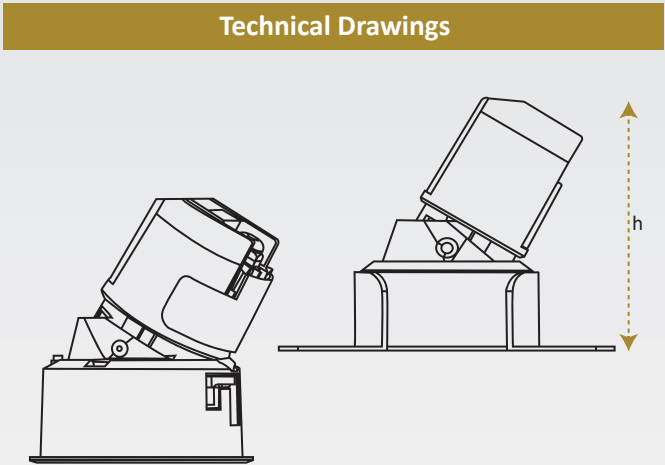


Down Recessed

This Aldeno Adj downlight is Stylish and extremely elegant in its frameless finish. High power COB downlight and high brightness with double reflectors design, shares with you the shining light and gorgeous feeling without glare. Die-casting aluminium heat sink, conducts the heat from the chip effectively, and ensure the lamp performance and long lifespan. High performance wall washer lighting brighten up without dead angle between wall and Ceiling. The light result is bright, uniform and comfortable. The high efficiency of the LED source ensures high performances and low consumptions. Possible Applications are Museum, Gallery, Showroom, Market, Shop etc.

- HOUSING:** Die cast aluminium
- REFLECTOR:** Anodized aluminium
- LED:** Reducy Energy Consumption with L80/B10/F10
- AVERAGE LIFE:**50,000 hrs Lifetime Working Under Temp (-20°C - 50°C)

Technical Specifications					
Item Code	Type	Power	Lumen	Dimension	Hole
PLA12005	Narrow	5W	600lm	Ø55 x 72h	Ø50
PLA13005	Narrow	5W	600lm	Ø82 x 80h	Ø75
PLA13008	Narrow	8W	960lm	Ø82 x 80h	Ø75
PLA13012	Narrow	12W	1440lm	Ø82 x 80h	Ø75
PLA14005	Trimless	5W	600lm	Ø48(90t) x 72h	Ø50
PLA14008	Trimless	8W	960lm	Ø48(90t) x 72h	Ø50
PLA15005	Trimless	5W	600lm	Ø74(145t) x 80h	Ø75
PLA15008	Trimless	8W	960lm	Ø74(145t) x 80h	Ø75
PLA15012	Trimless	12W	1440lm	Ø74(145t) x 100h	Ø75



LED

COB

IP44

50,000

CRI >80 >90

W

CE

Anti-Dazzle

ENEC

+50 -20

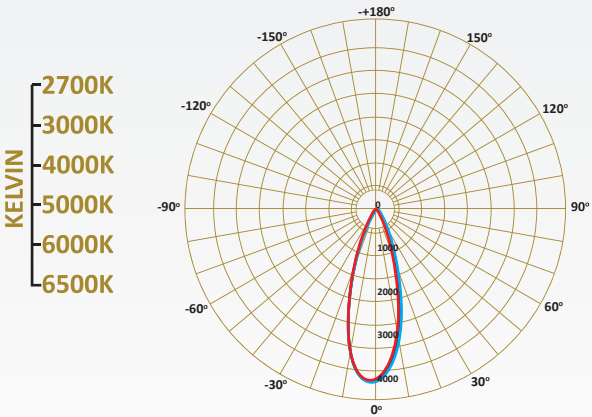
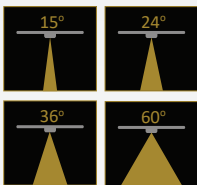
Anti-Glare

RoHS

TRIAC

1-10 Dimming

DALI



85~265V
50/60HZ


DOWN LIGHTS

- LED DRIVER
- TRIDONIC PHILIPS SHARP
- OSRAM GTI LEDVANCE
- LED CHIP
- PHILIPS CREE SAMSUNG CITIZEN
- BRIDGELUX

ALDENO ADJ QUADRO

DOWN LIGHT

POLALUCE
ILLUMINAZIONE MODERNA



Down Recessed

This Aldeno Quadro downlight is Stylish and extremely elegant in its frameless finish. High power COB downlight and high brightness with double reflectors design, shares with you the shining light and gorgeous feeling without glare. Die-casting aluminium heat sink, conducts the heat from the chip effectively, and ensure the lamp performance and long lifespan. High performance wall washer lighting brighten up without dead angle between wall and Ceiling. The light result is bright, uniform and comfortable. The high efficiency of the LED source ensures high performances and low consumptions. Possible Applications are Museum, Gallery, Showroom, Market, Shop etc.

HOUSING: Die cast aluminium

REFLECTOR: Anodized aluminium

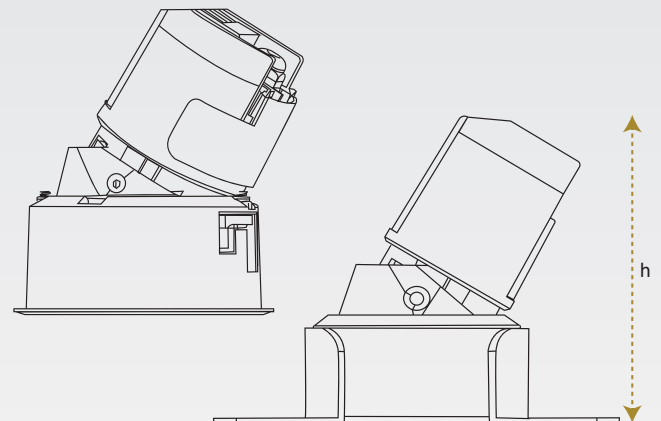
LED: Reducy Energy Consumption with L80/B10/F10

AVERAGE LIFE:50,000 hrs Lifetime Working Under Temp (-20°C - 50°C)

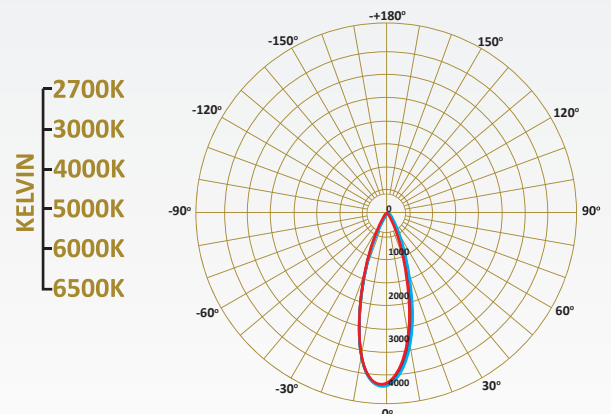
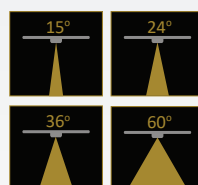
Technical Specifications

Item Code	Type	Power	Lumen	Dimension	Hole
PLA18005	Narrow	5W	600lm	82x82x80h	75x75
PLA18008	Narrow	8W	900lm	82x82x80h	75x75
PLA18012	Narrow	12W	1440lm	82x82x80h	75x75
PLA19005	Trimless	5W	600lm	74x74x80h	75x75
PLA19008	Trimless	8W	960lm	74x74x80h	75x75
PLA19012	Trimless	12W	1440lm	74x74x100h	75x75

Technical Drawings



LED	COB	IP44	50,000	CRI >80 >90
W	CE	Anti-Dazzle	ENEC	+50 -20
Recycling	Anti-Glare	House	Plant	RoHS
TRIAC	1-10 Dimming	DALI		



A++


85~265V
50/60HZ

DOWN LIGHTS

LED DRIVER: TRIDONIC, PHILIPS, SHARP, LED CHIP: PHILIPS, CREE, OSRAM, GTI, BRIDGELUX, SAMSUNG, CITIZEN

ALDENO QUADRO

DOWN LIGHT

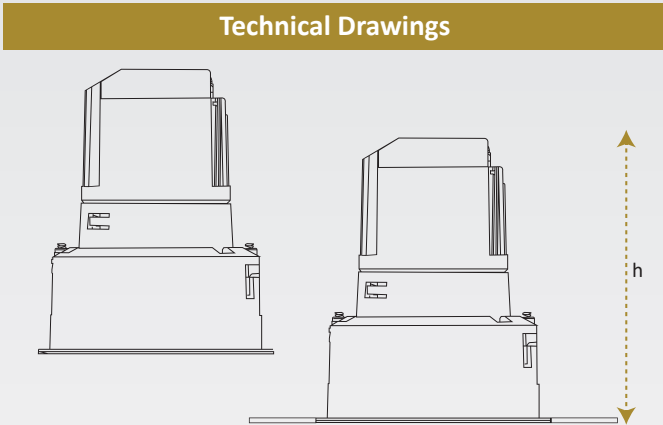


Down Recessed

This Aldeno Quadro downlight is Stylish and extremely elegant in its frameless finish. High power COB downlight and high brightness with double reflectors design, shares with you the shining light and gorgeous feeling without glare. Die-casting aluminium heat sink, conducts the heat from the chip effectively, and ensure the lamp performance and long lifespan. High performance wall washer lighting brighten up without dead angle between wall and Ceiling. The light result is bright, uniform and comfortable. The high efficiency of the LED source ensures high performances and low consumptions. Possible Applications are Museum, Gallery, Showroom, Market, Shop etc.

- HOUSING:** Die cast aluminium
- REFLECTOR:** Anodized aluminium
- LED:** Reducy Energy Consumption with L80/B10/F10
- AVERAGE LIFE:**50,000 hrs Lifetime Working Under Temp (-20°C - 50°C)

Technical Specifications					
Item Code	Type	Power	Lumen	Dimension	Hole
PLA16005	Narrow	5W	600lm	82x82x80h	75x75
PLA16008	Narrow	8W	900lm	82x82x80h	75x75
PLA16012	Narrow	12W	1440lm	82x82x80h	75x75
PLA17005	Trimless	5W	600lm	74x74x80h	75x75
PLA17008	Trimless	8W	960lm	74x74x80h	75x75
PLA17012	Trimless	12W	1440lm	74x74x100h	75x75



LED

COB

IP44

50,000

CRI >80 >90

W

CE

Anti-Dazzle

ENEC

+50 -20

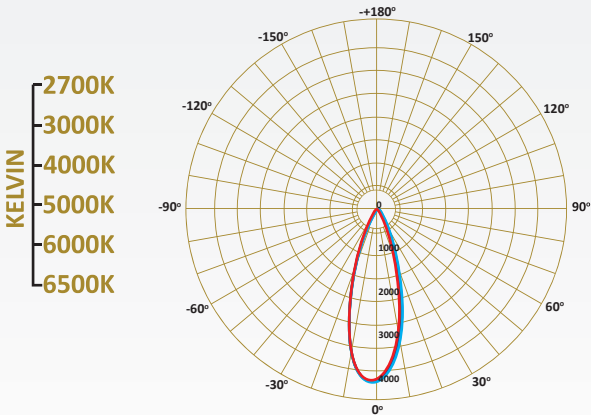
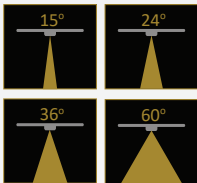
Anti-Glare

RoHS

TRIAC

1-10 Dimming

DALI



85~265V
50/60HZ

DOWN LIGHTS

LED DRIVER

TRIDONIC

OSRAM

PHILIPS

GTI

SHARP

BRIDGELUX

LED CHIP

PHILIPS

SAMSUNG

CREE

CITIZEN



Down Recessed

This Anfo downlight is Stylish and extremely elegant in its finish. Environmental friendly thanks to the energy and consumption savings guaranteed from its characteristics. The black frame and the ring can be full white as per preferences, the reflector has adjustable options to direction the light output. The LED chip Quality and our technical department promised that you will love it. The front ring using high-quality Polycarbonate make the whole lamp more lighter. With lens optics, the light effect is higher and the spot is more evenly. The front ring using high-quality pc make the whole lamp more lighter. The high efficiency of the LED source ensures high performances and low consumptions. The applications of this product are many, but it is mainly recommended for shops, shop windows, hotels and everywhere there is need of an accent light.

HOUSING: Die cast aluminium with powder coating in choice of RAL Colours

DIFFUSER: PMMA optical lens with low Glare Efficiency

REFLECTOR: Tile Pattern Anodized Aluminium

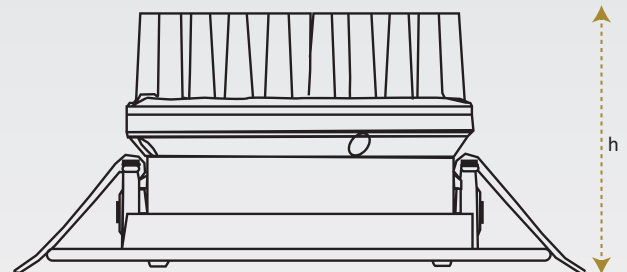
LED: Reducy Energy Consumption with L80/B10/F10

AVERAGE LIFE:50,000 hrs Lifetime Working Under Temp (-20°C - 50°C)

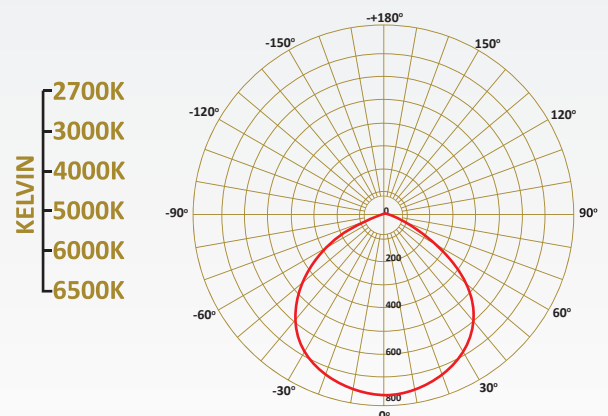
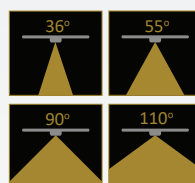
Technical Specifications

Item Code	Power	Lumen	Dimension	Hole
PLA47008	8W	960lm	Ø87x33h	Ø80
PLA47015	15W	1800lm	Ø115x42h	Ø105
PLA47018	18W	2160lm	Ø142x50h	Ø130
PLA47028	28W	3360lm	Ø169x58h	Ø155
PLA47036	36W	4320lm	Ø217x70h	Ø200

Technical Drawings



LED	COB	IP44	50,000	CRI >90
U	CE	Anti-Dazzle	ENEC	+50 -20
Recycling	Anti-Glare	House	Plant	RoHS
Phase Dimming	1-10 Dimming	DALI		



85~265V
50/60HZ

DOWN LIGHTS

LED DRIVER: TRIDONIC, PHILIPS, SHARP, LED CHIP: PHILIPS, CREE, OSRAM, GTI, BRIDGELUX, SAMSUNG, CITIZEN



Down Recessed

This Carlo downlight is directable vertically of 30° built along minimalist and fascinating lines. The energy saving and the reasonable price are just two reason more to choose an item which is pure functionality. The extreme attention to every detail in the powder coating finishing is the final touch of beauty and reliability. The high efficiency of the LED source ensures high performances and low consumptions. Available in different sizes and possible applications of this product are many, but it is mainly recommended for shops, shop windows, hotels and everywhere there is need of an accent light.

HOUSING: Die Cast Aluminium with Powder Coating in Choice Color of RAL Colors

DIFFUSER: Tempered Glass

REFLECTOR: Anodized Aluminium

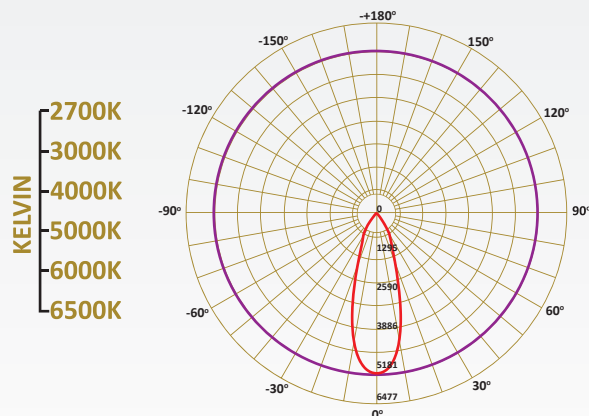

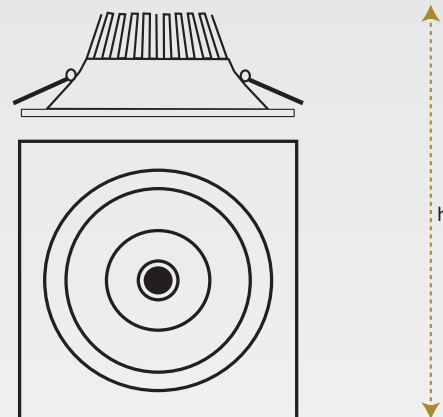
LED: Reducy Energy Consumption with L80/B10/F10

AVERAGE LIFE:50,000 hrs Lifetime Working Under Temp (-20°C - 50°C)

Technical Specifications

Item Code	Power	Lumen	Dimension	Hole
PLC2489T	6.2W	744lm	85x85x70h	Ø75
PLC2489Q	6.2W	744lm	85x85x70h	Ø75
PLC2490T	11.8W	1416lm	100x100x87h	Ø85
PLC2490T	11.8W	1416lm	100x100x87h	Ø85
PLC2491T	19.2W	2304lm	140x140x105h	Ø115
PLC2491Q	19.2W	2304lm	140x140x105h	Ø115
PLC2492T	29.4W	3528lm	175x175x115h	Ø150
PLC2492T	29.4W	3528lm	175x175x115h	Ø150

Technical Drawings



85~265V
50/60HZ

DOWN LIGHTS

LED DRIVER: TRIDONIC, PHILIPS, SHARP, LED CHIP: PHILIPS, CREE, OSRAM, GTI, BRIDGELUX, SAMSUNG, CITIZEN



Down Recessed

This Como is the perfect balance between efficiency, performance and comfortable relaxing light effect results. The wide beam angle is provided thanks to the deep position of the light source. The extreme attention to every detail in the powder coating finishing is the final touch of beauty and reliability. The high efficiency of the LED source ensures high performances and low consumptions. We have to think about energy saving as priority. Although the light affects the health, mood of the customers/employees. The applications of this product are many, but it is mainly recommended for shops, shop windows, hotels and everywhere there is need of an accent light.

HOUSING: Die cast aluminium with powder coating in choice of RAL Colors

DIFFUSER: Polycarbonate Frosted Diffuser

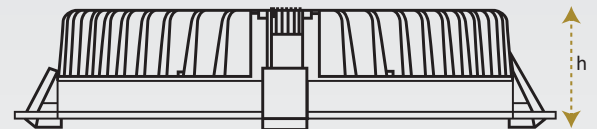
LED: Reducy Energy Consumption with L80/B10/F10

AVERAGE LIFE:50,000 hrs Lifetime Working Under Temp (-20°C - 50°C)

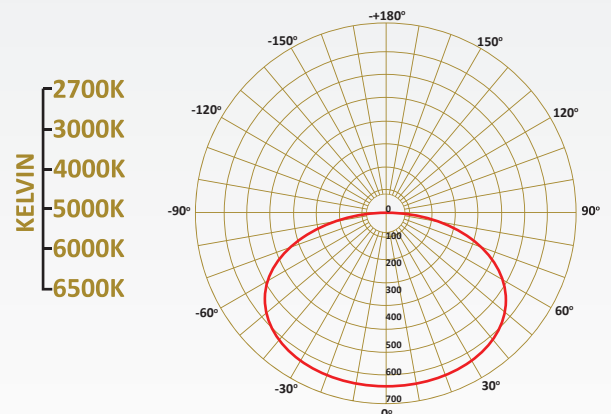
Technical Specifications

Item Code	Power	Lumen	Dimension	Hole
PLC62007	7W	700lm	Ø80 x 47h	Ø60
PLC62010	10W	1000lm	Ø110 x 30h	Ø90
PLC62013	13W	1300lm	Ø145 x 45h	Ø120
PLC62018	18W	1800lm	Ø170 x 45h	Ø140
PLC62025	25W	2500lm	Ø190 x 45h	Ø160
PLC62035	35W	3500lm	Ø228 x 45h	Ø200
PLC62045	45W	4500lm	Ø280 x 52h	Ø230

Technical Drawings



LED	COB	IP44	50,000	CRI >90
W	CE	Anti-Dazzle	ENEC	+50 -20
Recycling symbol	Anti-Glare	RoHS	Green leaf symbol	Checkmark
PHASE DIMMING	1-10 Dimming	DALI		



85~265V
50/60HZ

DOWN LIGHTS

LED DRIVER: TRIDONIC, PHILIPS, SHARP, LED CHIP: PHILIPS, CREE, OSRAM, GTI, BRIDGELUX, SAMSUNG, CITIZEN



Down Recessed

This Corte downlight is directable vertically of 30° built along minimalist and fascinating lines. The energy saving and the reasonable price are just two reason more to choose an item which is pure functionality. The extreme attention to every detail in the powder coating finishing is the final touch of beauty and reliability. The high efficiency of the LED source ensures high performances and low consumptions. Available in different sizes and possible applications of this product are many, but it is mainly recommended for shops, shop windows, hotels and everywhere there is need of an accent light.

HOUSING: Die Cast Aluminium with Powder Coating in Choice Color of RAL Colors

DIFFUSER: Tempered Glass

REFLECTOR: Anodized Aluminium

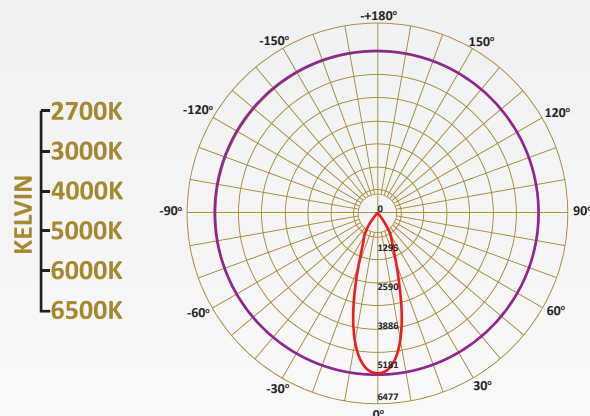


LED: Reducy Energy Consumption with L80/B10/F10

AVERAGE LIFE:50,000 hrs Lifetime Working Under Temp (-20°C - 50°C)

Technical Specifications

Item Code	Power	Lumen	Dimension	Hole
PLC2485T	6.9W	828lm	Ø85x70h	Ø75
PLC2485Q	6.9W	828lm	Ø85x70h	Ø75
PLC2486T	11.4W	1368lm	Ø100x87h	Ø85
PLC2486T	11.4W	1368lm	Ø100x87h	Ø85
PLC2487T	19.3W	2316lm	Ø140x105h	Ø115
PLC2487Q	19.3W	2316lm	Ø140x105h	Ø115
PLC2488T	29.7W	3564lm	Ø175x115h	Ø150
PLC2488T	29.7W	3564lm	Ø175x115h	Ø150

Technical Drawings



85~265V
50/60HZ

DOWN LIGHTS

LED DRIVER: TRIDONIC, PHILIPS, SHARP, LED CHIP: PHILIPS, CREE, OSRAM, GTI, BRIDGELUX, SAMSUNG, CITIZEN



Down Recessed

This Drena downlight is Stylish and extremely elegant in its finish. The lamp body consists of high heat dissipation, corrosion resistant and durable aluminum material. Very easy tool-free installation and distinguished design which includes the “adjustable” feature, so the chance to orient the light direction. The front ring using high-quality Polycarbonate make the whole lamp more lighter. With lens optics, the light effect is higher and the spot is more evenly. The front ring using high-quality pc make the whole lamp more lighter. The high efficiency of the LED source ensures high performances and low consumptions. The applications of this product are many, but it is mainly recommended for shops, shop windows, hotels and everywhere there is need of an accent light.

HOUSING: Die cast aluminium

DIFFUSER: Tempered Glass

REFLECTOR: Anodized aluminium

LED: Reducy Energy Consumption with L80/B10/F10

AVERAGE LIFE:50,000 hrs Lifetime Working Under Temp (-20°C - 50°C)

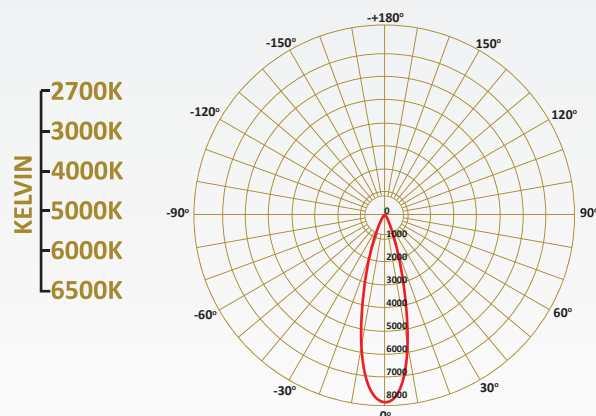
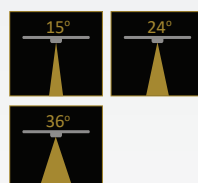
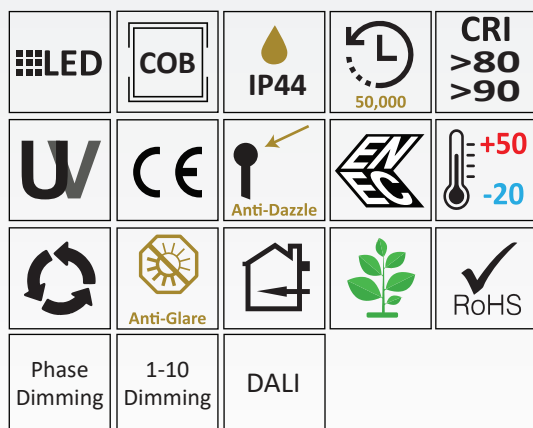
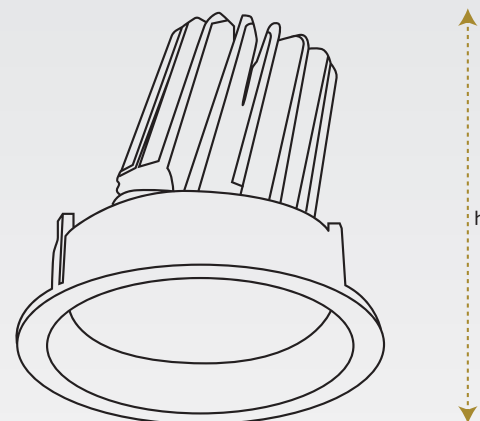
Technical Specifications

Item Code	Power	Lumen	Dimension	Hole
PLD67010	10W	1070lm	Ø108 x 101h	Ø95
PLD67015	15W	1605lm	Ø108 x 118h	Ø95

Finish

- ☐ White
- ☐ Silver
- ☐ Chrome


Technical Drawings



85~265V
50/60HZ

DOWN LIGHTS

LED DRIVER: TRIDONIC, PHILIPS, SHARP, LED CHIP: PHILIPS, CREE, OSRAM, GTI, BRIDGELUX, SAMSUNG, CITIZEN



Down Recessed

This Ferno downlight is Stylish and extremely elegant in its finish. With a choice between special diffuser and high power lens to provide the chance to personalized the characteristics of the light output. Compact and curved in its design, the fixture has a really professional look and maximum flexibility in application. The extreme attention to every detail in the powder coating finishing is the final touch of beauty and reliability. The high efficiency of the LED source ensures high performances and low consumptions. The applications of this product are many, but it is mainly recommended because of the classic square shape for shops, shop windows, hotels and everywhere there is need of an accent light.

HOUSING: Die Cast Aluminium with Powder Coating in Choice of RAL Colors

DIFFUSER: Frosted Polycarbonate

REFLECTOR: Anodized Aluminium

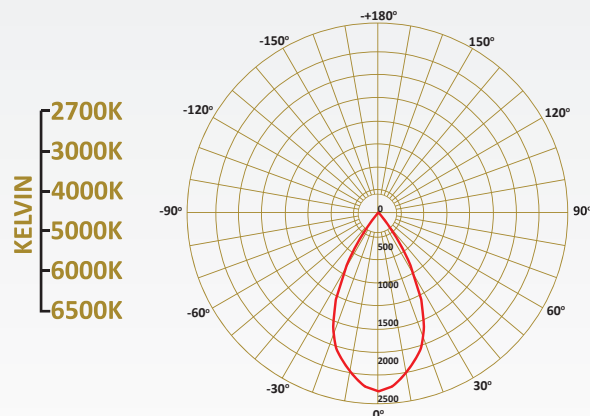
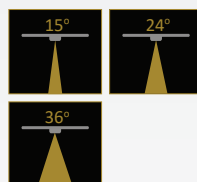
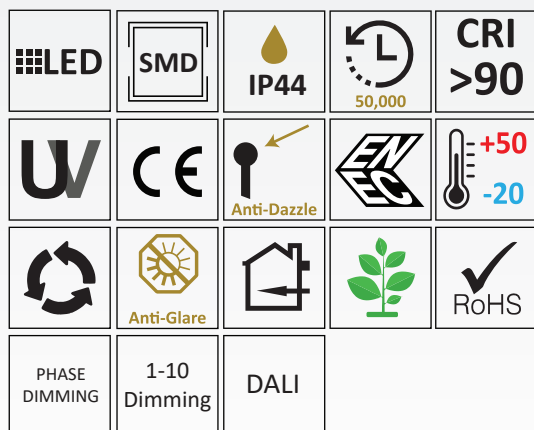
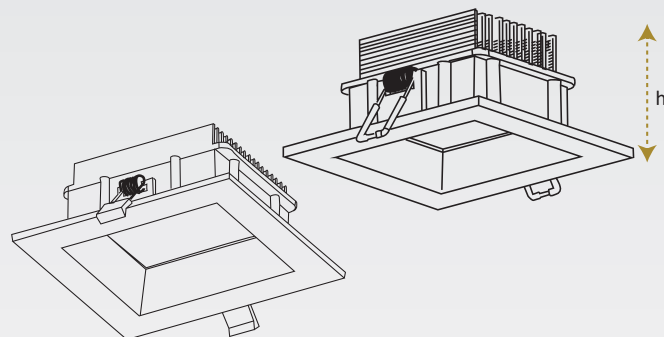
LED: Reducy Energy Consumption with L80/B10/F10

AVERAGE LIFE:50,000 hrs Lifetime Working Under Temp (-20°C - 50°C)

Technical Specifications

Item Code	Power	Lumen	Dimension	Hole
PLF61008	8W	880lm	100x110x60h	85x85
PLF61020	20W	2200lm	140x154x65h	120x120

Technical Drawings




85~265V
50/60HZ

DOWN LIGHTS

LED DRIVER: TRIDONIC, PHILIPS, SHARP, LED CHIP: PHILIPS, CREE, OSRAM, GTI, BRIDGELUX, SAMSUNG, CITIZEN

FORTE LENTE

DOWN LIGHT

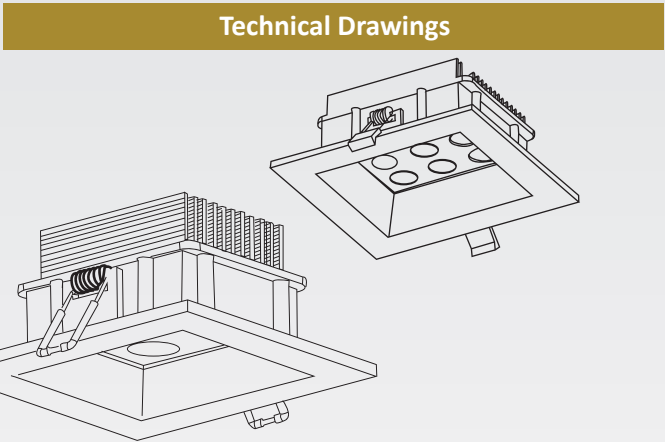


Down Recessed

This Forte Lente recessed down light with deep light source to provide the lowest glare effect possible in a high recommended and high efficient LED system. With a choice between special diffuser and high power lens to provide the chance to personalized the characteristics of the light output. It is mainly recommended for shops, shop windows, hotels and everywhere there is need of an accent light. Square classic shape suitable to be applied in offices, wardrobe and garbage rooms, staircase, shops, malls, hospitals.

- HOUSING:** Die Cast Aluminium Powder Coated With Choice Of Ral Colors
- DIFFUSER:** Frosted Polycarbonate Lens
- LED:** Reducy Energy Consumption with L80/B10/F10
- AVERAGE LIFE:**50,000 hrs Lifetime Working Under Temp (-20°C - 50°C)

Technical Specifications				
Item Code	Power	Lumen	Dimension	Hole
PLF60006	6W	660lm	100x110x60h	85x85
PLF60012	12W	1320lm	140x154x65h	120x120



LED

SMD

IP44

50,000

CRI >90

U

CE

Anti-Dazzle

ENEC

+50 -20

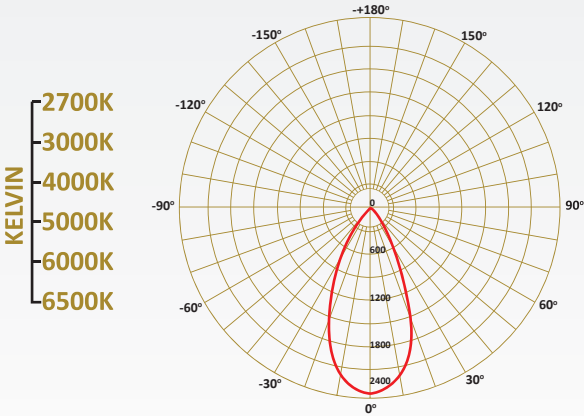
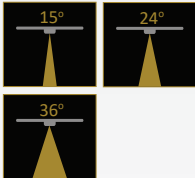
Anti-Glare

RoHS

PHASE DIMMING

1-10 Dimming

DALI



85~265V
50/60HZ

DOWN LIGHTS



Down Recessed

This Lecco downlight is Stylish and extremely elegant in its finish. Die cast aluminium heat sink and body, reflector and clear glass diffuser assures it's quality and luminous effect make the look classy and elegant. The energy saving and the reasonable price are just two reason more to choose an item which is pure functionality. The extreme attention to every detail in the powder coating finishing is the final touch of beauty and reliability. The high efficiency of the LED source ensures high performances and low consumptions. The applications of this product are many, but it is mainly recommended for shops, shop windows, hotels and everywhere there is need of an accent light.

HOUSING: Die cast aluminium with patent heat radiation structure, Upcast air design for good heat dissipation.

DIFFUSER: Tempered Glass Lens

REFLECTOR: Anodized Aluminum Reflector

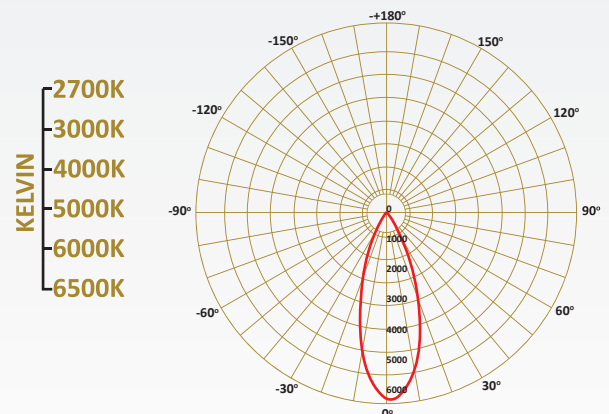
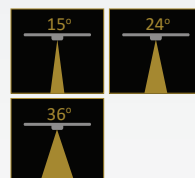
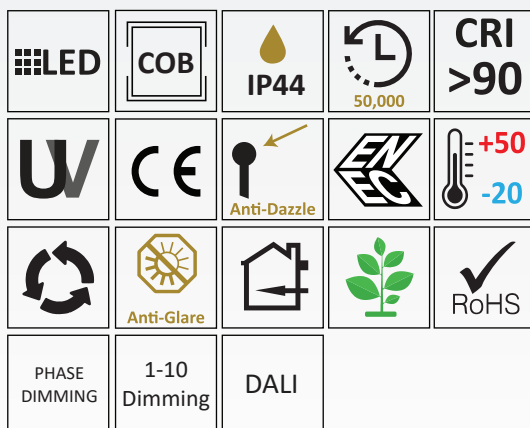
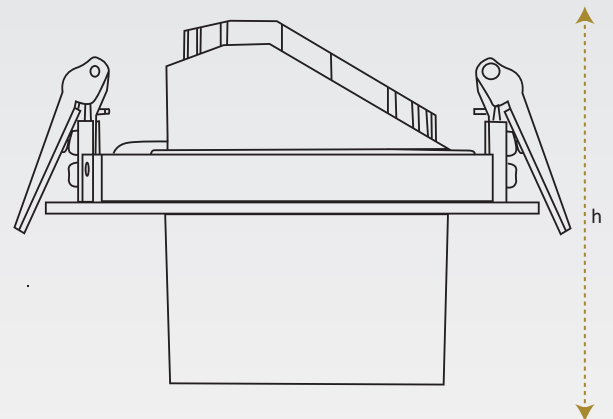
LED: Reducy Energy Consumption with L80/B10/F10

AVERAGE LIFE:50,000 hrs Lifetime Working Under Temp (-20°C - 50°C)

Technical Specifications

Item Code	Power	Lumen	Dimension	Hole
PLL54018	18W	1818lm	Ø131x96h	Ø120

Technical Drawings



85~265V
50/60HZ

DOWN LIGHTS

LED DRIVER
TRIDONIC PHILIPS SHARP
OSRAM GTI LEDVANCE BRIDGELUX
LED CHIP
PHILIPS CREE SAMSUNG CITIZEN



Down Recessed

This Lenti downlight is directable built along minimalist and fascinating lines. The item comes equipped with reflector and clear protection glass or with polycarbonate opal diffuser. The extreme attention to every detail in the powder coating finishing is the final touch of beauty and reliability. Energy and economy savings are a little advantage compared to the design of this item, which makes technicians and artists in love with it..It is mainly recommended for shops, shop windows, hotels and everywhere there is need of an accent light.

HOUSING: Die Cast Aluminium Powder Coated With Choice Of Ral Colors

DIFFUSER: Opal PMMA

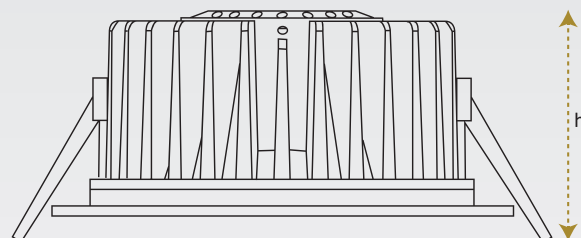
LED: Reducy Energy Consumption with L80/B10/F10

AVERAGE LIFE:50,000 hrs Lifetime Working Under Temp (-20°C - 50°C)

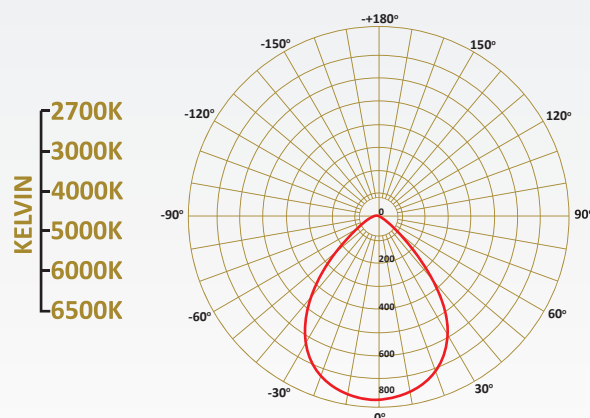
Technical Specifications

Item Code	Power	Lumen	Dimension	Hole
PLL63010	10W	1200lm	Ø100x45h	Ø90
PLL63016	16W	1920lm	Ø140x62h	Ø120
PLL63022	22W	2640lm	Ø190x62h	Ø175

Technical Drawings



LED	COB	IP54	50,000	CRI >90
UV	CE	Anti-Dazzle	EN60598	+50 -20
Recycling	Anti-Glare	RoHS		
PHASE DIMMING	1-10 Dimming	DALI		



85~265V
50/60HZ

DOWN LIGHTS

LED DRIVER
TRIDONIC PHILIPS SHARP
OSRAM GTI MWM BRIDGELUX SAMSUNG CITIZEN

LED CHIP
PHILIPS CREE



Down Recessed

This Nave Adj downlight is Stylish and extremely elegant in its finish. Die cast aluminium heat sink and body, reflector and clear glass diffuser assures it's quality and luminous effect while Quad shape for this item make the look classy and elegant. The energy saving and the reasonable price are just two reason more to choose an item which is pure functionality. The extreme attention to every detail in the powder coating finishing is the final touch of beauty and reliability. The high efficiency of the LED source ensures high performances and low consumptions. The applications of this product are many, but it is mainly recommended for shops, shop windows, hotels and everywhere there is need of an accent light.

HOUSING: Die cast aluminium with patent heat radiation structure, Upcast air design for good heat dissipation.

DIFFUSER: Tempered Glass Lens

REFLECTOR: Anodized Aluminum Reflector

LED: Reducy Energy Consumption with L80/B10/F10

AVERAGE LIFE:50,000 hrs Lifetime Working Under Temp (-20°C - 50°C)

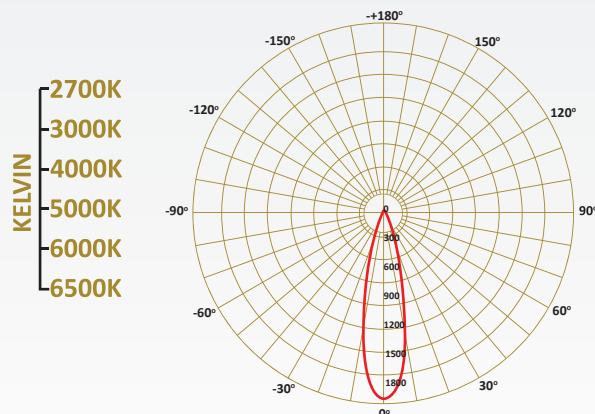
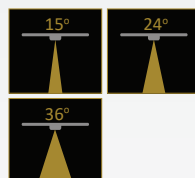
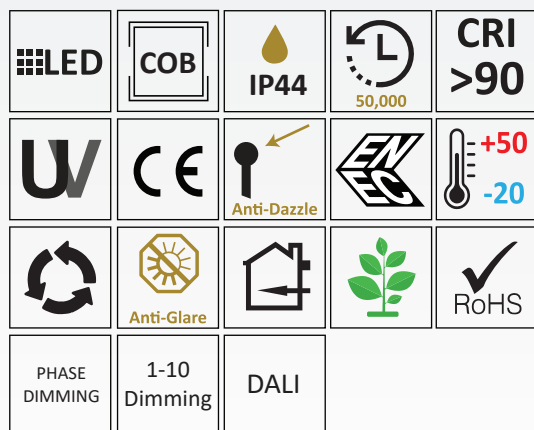
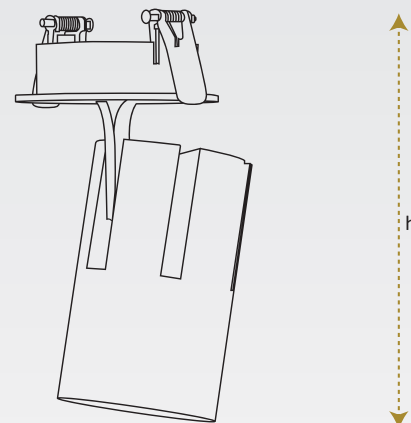
Technical Specifications

Item Code	Power	Lumen	Dimension	Hole
PLL55020	20W	2280lm	Ø100x130x190h	Ø90
PLL55025	25W	2850lm	Ø100x130x190h	Ø90
PLL55030	30W	3420lm	Ø100x130x190h	Ø90

Finish

- ☐ White
- ☐ Silver
- ☐ Satin
- ☒ Black

Technical Drawings



85~265V
50/60HZ

DOWN LIGHTS

LED DRIVER: TRIDONIC, PHILIPS, SHARP, LED CHIP: PHILIPS, CREE, OSRAM, GTI, BRIDGELUX, SAMSUNG, CITIZEN



Down Recessed

This Manzolo downlight is directable horizontally of 360° and vertically of 90°. The energy saving and the reasonable price are just two reason more to choose an item which is pure functionality. The extreme attention to every detail in the powder coating finishing is the final touch of beauty and reliability. The high efficiency of the LED source ensures high performances and low consumptions. Available in different sizes and possible applications of this product are many, but it is mainly recommended for shops, shop windows, hotels and everywhere there is need of an accent light.

HOUSING: Die Cast Aluminium with Powder Coating in Choice Color of RAL Colors

DIFFUSER: Tempered Glass

REFLECTOR: Anodized Aluminium

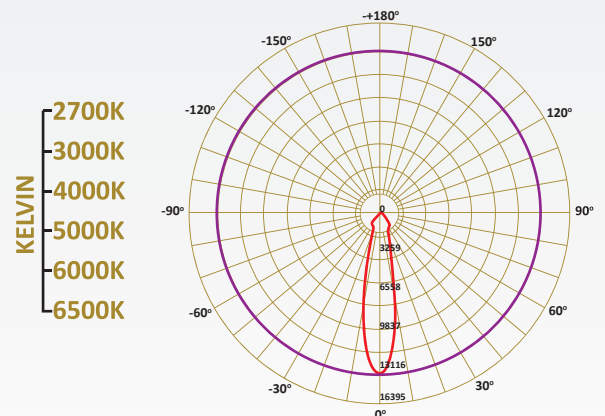
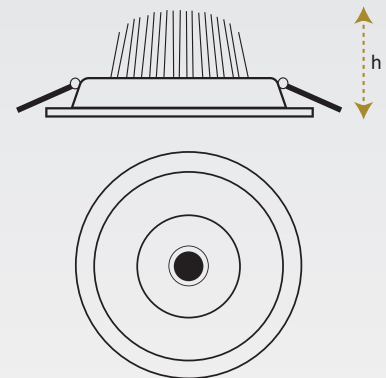
LED: Reducy Energy Consumption with L80/B10/F10

AVERAGE LIFE: 50,000 hrs Lifetime Working Under Temp (-20°C - 50°C)

Technical Specifications

Item Code	Power	Lumen	Dimension	Hole
PLM2473T	29.7W	3564lm	Ø156x102h	Ø142
PLM2473Q	29.7W	3564lm	Ø156x102h	Ø142
PLM2472T	44.3W	5316lm	Ø186x130h	Ø175
PLM2472Q	44.3W	5316lm	Ø186x130h	Ø175

Technical Drawings



85~265V
50/60HZ

DOWN LIGHTS

LED DRIVER: TRIDONIC, PHILIPS, SHARP, LED CHIP: PHILIPS, CREE, OSRAM, GTI, BRIDGELUX, SAMSUNG, CITIZEN



Down Recessed

This Meano downlight is Stylish and extremely elegant in its frameless finish. These eco-friendly lights offer excellent brightness and comfort. Die-casting aluminium heat sink, conducts the heat from the chip effectively, and ensure the lamp performance and long lifespan. High power COB downlight and high brightness with double reflectors produce shining light and gorgeous feeling without glare. The light result is bright, uniform and comfortable. The high efficiency of the LED source ensures excellent performances and low consumptions. Possible Applications are highlighting corners, shelves, or decorative elements although it's adaptable to every requirement.

HOUSING: Die cast aluminium

REFLECTOR: Anodized aluminium

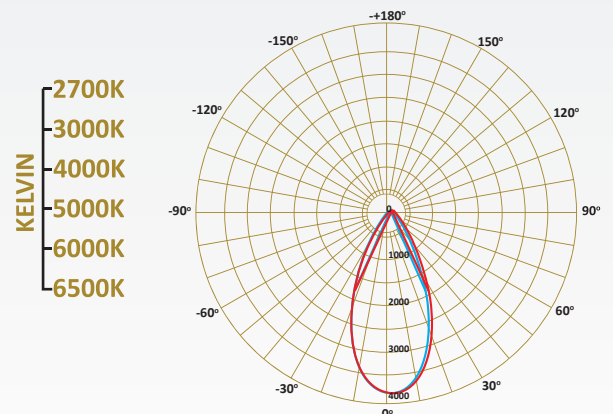
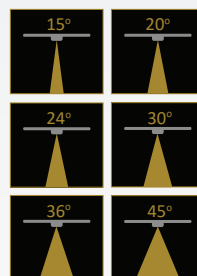
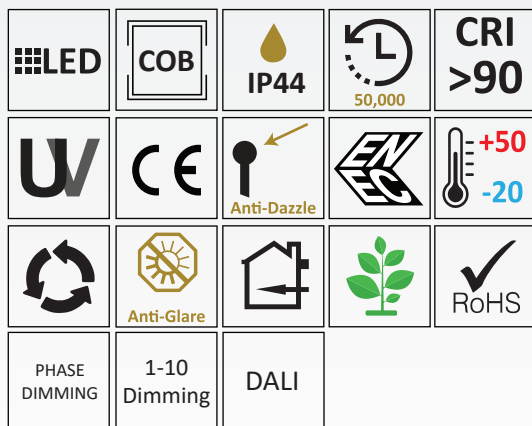
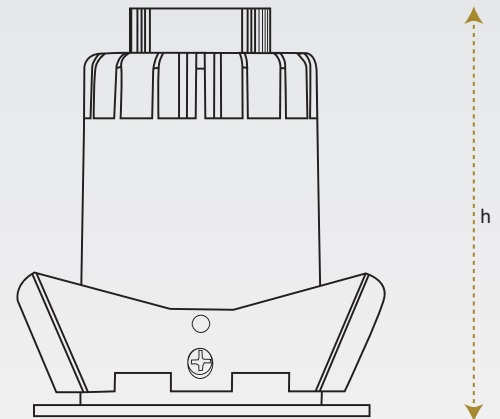
LED: Reducy Energy Consumption with L80/B10/F10

AVERAGE LIFE:50,000 hrs Lifetime Working Under Temp (-20°C - 50°C)

Technical Specifications

Item Code	Power	Lumen	Dimension	Hole
PLM04010	10W	1200lm	Ø95 x 125h	Ø85
PLM04015	15W	1800lm	Ø95 x 125h	Ø85
PLM05015	15W	1800lm	Ø130 x 165.5h	Ø120
PLM05020	20W	2400lm	Ø130 x 165.5h	Ø120
PLM05025	25W	3000lm	Ø130 x 165.5h	Ø120
PLM05030	30W	3600lm	Ø130 x 145h	Ø120
PLM06015	15W	1800lm	Ø160 x 165h	Ø150
PLM06020	20W	2400lm	Ø160 x 165h	Ø150
PLM06025	25W	3000lm	Ø160 x 165h	Ø150
PLM07030	30W	3600lm	Ø180 x 180h	Ø170
PLM07040	40W	4800lm	Ø180 x 180h	Ø170

Technical Drawings



85~265V
50/60HZ

DOWN LIGHTS

LED DRIVER: TRIDONIC, PHILIPS, SHARP, LED CHIP: PHILIPS, CREE, OSRAM, GTI, BRIDGELUX, SAMSUNG, CITIZEN



Down Recessed

This Melta downlight is Stylish and extremely elegant in its frameless finish. These eco-friendly lights offer excellent brightness and comfort. Die-casting aluminium heat sink, conducts the heat from the chip effectively, and ensure the lamp performance and long lifespan. High power COB downlight and high brightness with double reflectors produce shining light and gorgeous feeling without glare. The light result is bright, uniform and comfortable. The high efficiency of the LED source ensures excellent performances and low consumptions. Possible Applications are highlighting corners, shelves, or decorative elements although it's adaptable to every requirement.

HOUSING: Die cast aluminium

REFLECTOR: Anodized aluminium

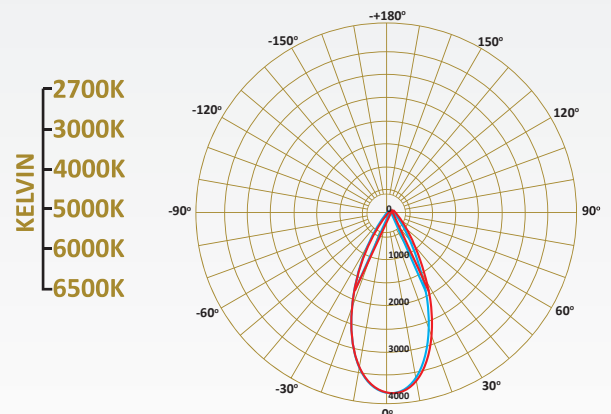
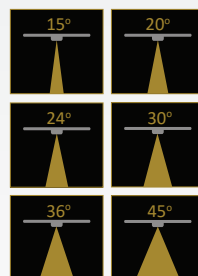
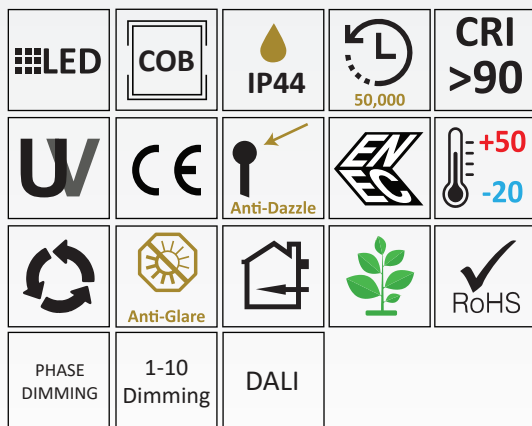
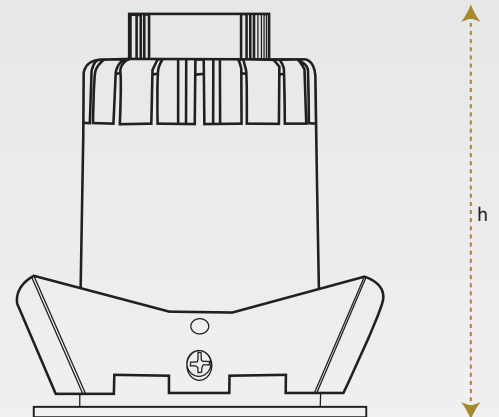
LED: Reducy Energy Consumption with L80/B10/F10

AVERAGE LIFE:50,000 hrs Lifetime Working Under Temp (-20°C - 50°C)

Technical Specifications

Item Code	Power	Lumen	Dimension	Hole
PLM00010	10W	1200lm	Ø95 x 125h	Ø85
PLM00015	15W	1800lm	Ø95 x 125h	Ø85
PLM01015	15W	1800lm	Ø130 x 165.5h	Ø120
PLM01020	20W	2400lm	Ø130 x 165.5h	Ø120
PLM01025	25W	3000lm	Ø130 x 165.5h	Ø120
PLM01030	30W	3600lm	Ø130 x 145h	Ø120
PLM02015	15W	1800lm	Ø160 x 165h	Ø150
PLM02020	20W	2400lm	Ø160 x 165h	Ø150
PLM02025	25W	3000lm	Ø160 x 165h	Ø150
PLM03030	30W	3600lm	Ø180 x 180h	Ø170
PLM03040	40W	4800lm	Ø180 x 180h	Ø170

Technical Drawings



85~265V
50/60HZ

DOWN LIGHTS





Down Recessed

This Nardis downlight is Stylish and extremely elegant in its finish. Environmental friendly thanks to the energy and consumption savings guaranteed from its characteristics. The black frame and the ring can be full white as per preferences, the reflector has adjustable options to direction the light output. The LED chip Quality and our technical department promised that you will love it. The front ring using high-quality Polycarbonate make the whole lamp more lighter. With lens optics, the light effect is higher and the spot is more evenly. The front ring using high-quality pc make the whole lamp more lighter. The high efficiency of the LED source ensures high performances and low consumptions. The applications of this product are many, but it is mainly recommended for shops, shop windows, hotels and everywhere

HOUSING: Die cast aluminium with powder coating in choice of RAL Colours

DIFFUSER: Tempered Glass

REFLECTOR: High Purity Anodized aluminium

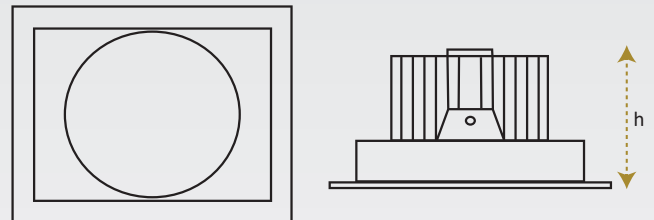
LED: Reducy Energy Consumption with L80/B10/F10

AVERAGE LIFE:50,000 hrs Lifetime Working Under Temp (-20°C - 50°C)

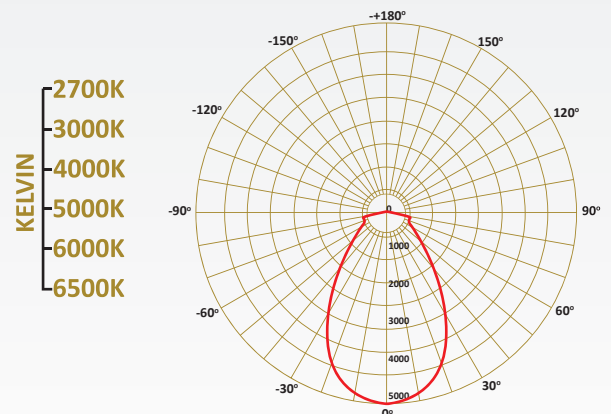
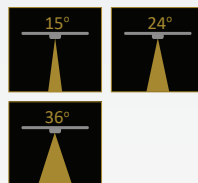
Technical Specifications

Item Code	Power	Lumen	Dimension	Hole
PLN49023	23W	2576lm	180x180x100h	170x170
PLN49033	33W	3696lm	180x180x100h	170x170

Technical Drawings



LED	COB	IP44	50,000	CRI >90
U	CE	Anti-Dazzle	ENEC	+50 -20
Recycling symbol	Anti-Glare	House icon	Plant icon	RoHS
Phase Dimming	1-10 Dimming	DALI		



85~265V
50/60HZ

DOWN LIGHTS

LED DRIVER: TRIDONIC, PHILIPS, SHARP, LED CHIP: PHILIPS, CREE, OSRAM, GTI, BRIDGELUX, SAMSUNG, CITIZEN



Down Recessed

This Nave downlight is Stylish and extremely elegant in its finish. Die cast aluminium heat sink and body, reflector and clear glass diffuser assures it's quality and luminous effect while Quad shape for this item make the look classy and elegant. The energy saving and the reasonable price are just two reason more to choose an item which is pure functionality. The extreme attention to every detail in the powder coating finishing is the final touch of beauty and reliability. The high efficiency of the LED source ensures high performances and low consumptions. The applications of this product are many, but it is mainly recommended for shops, shop windows, hotels and everywhere there is need of an accent light.

HOUSING: Die cast aluminium with PVC coating in choice of RAL Colours

DIFFUSER: Tempered Glass Lens

REFLECTOR: Pure Anodized Aluminum Reflector

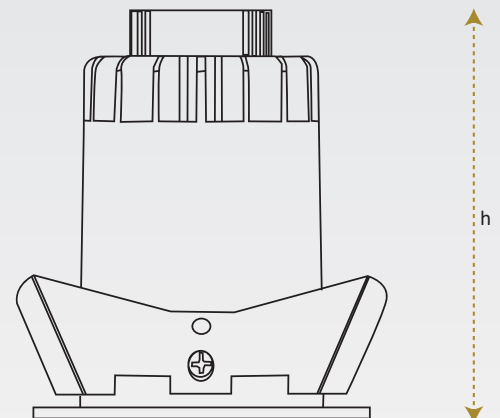
LED: Reducy Energy Consumption with L80/B10/F10

AVERAGE LIFE:50,000 hrs Lifetime Working Under Temp (-20°C - 50°C)

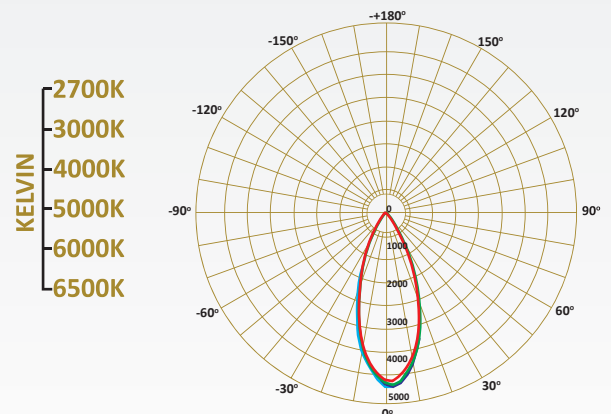
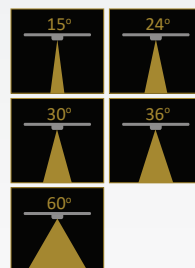
Technical Specifications

Item Code	Power	Lumen	Dimension	Hole
PLN20005	5W	600lm	Ø65x79h	Ø55
PLN20008	8W	960lm	Ø65x79h	Ø55
PLN21010	10W	1200lm	Ø75x84h	Ø65
PLN22015	15W	1800lm	Ø102x97h	Ø90
PLN22020	20W	2400lm	Ø102x97h	Ø90
PLN22030	30W	3600lm	Ø102x112h	Ø90
PLN23030	30W	3600lm	Ø145x116h	Ø130
PLN23040	40W	4800lm	Ø145x116h	Ø130

Technical Drawings



LED	COB	IP44	50,000	CRI >90
W	CE	Anti-Dazzle	ENEC	+50 -20
Recycling	Anti-Glare	House	Plant	RoHS
PHASE DIMMING	1-10 Dimming	DALI		



85~265V
50/60HZ

DOWN LIGHTS

LED DRIVER: TRIDONIC, PHILIPS, SHARP, LED CHIP: PHILIPS, CREE, OSRAM, GTI, BRIDGELUX, SAMSUNG, CITIZEN

NAVE ADJ

DOWN LIGHT

POLALUCE
ILLUMINAZIONE MODERNA



Down Recessed

This Nave Adj downlight is Stylish and extremely elegant in its finish. Die cast aluminium heat sink and body, reflector and clear glass diffuser assures it's quality and luminous effect while Quad shape for this item make the look classy and elegant. The energy saving and the reasonable price are just two reason more to choose an item which is pure functionality. The extreme attention to every detail in the powder coating finishing is the final touch of beauty and reliability. The high efficiency of the LED source ensures high performances and low consumptions. The applications of this product are many, but it is mainly recommended for shops, shop windows, hotels and everywhere there is need of an accent light.

HOUSING: Die cast aluminium with patent heat radiation structure, Upcast air design for good heat dissipation.

DIFFUSER: Tempered Glass Lens

REFLECTOR: Anodized Aluminum Reflector

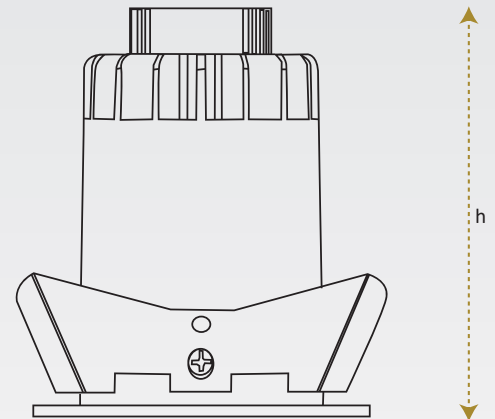
LED: Reducy Energy Consumption with L80/B10/F10

AVERAGE LIFE:50,000 hrs Lifetime Working Under Temp (-20°C - 50°C)

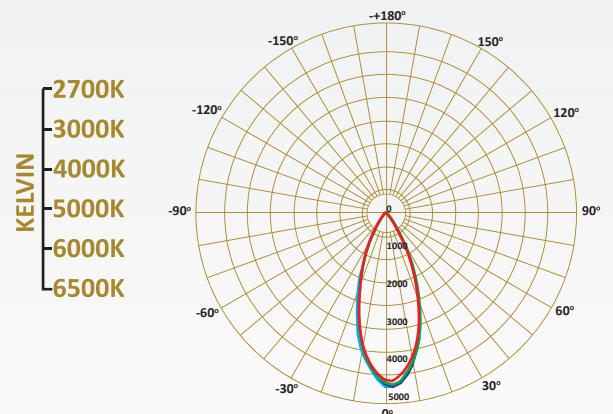
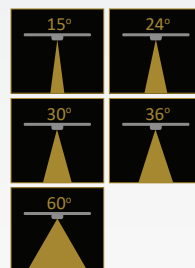
Technical Specifications

Item Code	Power	Lumen	Dimension	Hole
PLN24005	5W	600lm	Ø75x79h	Ø65
PLN24008	8W	960lm	Ø75x79h	Ø65
PLN25010	10W	1200lm	Ø85x84h	Ø75
PLN26015	15W	1800lm	Ø120x98h	Ø110
PLN26020	20W	2400lm	Ø120x98h	Ø110
PLN26030	30W	3600lm	Ø120x115h	Ø110
PLN27030	30W	3600lm	Ø160x125h	Ø145
PLN27040	40W	4800lm	Ø160x125h	Ø145

Technical Drawings



LED	COB	IP44	50,000	CRI >90
W	CE	Anti-Dazzle	ENEC	+50 -20
Recycling	Anti-Glare	House	Plant	RoHS
PHASE DIMMING	1-10 Dimming	DALI		



A++

85~265V
50/60HZ

DOWN LIGHTS

LED DRIVER: TRIDONIC, PHILIPS, SHARP, LED CHIP: PHILIPS, CREE, OSRAM, GTI, BRIDGELUX, SAMSUNG, CITIZEN



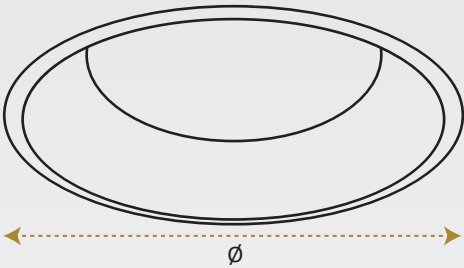
Down Recessed

This Oleggio is the perfect balance between efficiency, performance and comfortable relaxing light effect results. The wide beam angle is provided thanks to the deep position of the light source. The extreme attention to every detail in the powder coating finishing is the final touch of beauty and reliability. The high efficiency of the LED source ensures high performances and low consumptions. We have to think about energy saving as priority. Although the light affects the health, mood of the customers/employees. The applications of this product are many, but it is mainly recommended for shops, shop windows, hotels and everywhere there is need of an accent light.

- HOUSING:** Die cast aluminium with powder coating in choice of RAL Colors
- DIFFUSER:** Polycarbonate Frosted Diffuser
- LED:** Reducy Energy Consumption with L80/B10/F10
- AVERAGE LIFE:**50,000 hrs Lifetime Working Under Temp (-20°C - 50°C)

Technical Specifications				
Item Code	Power	Lumen	Dimension	Hole
PLO92012	12W	1320lm	Ø120 x 50h	Ø110
PLO92018	18W	1980lm	Ø155 x 50h	Ø145
PLO92024	24W	2640lm	Ø175 x 50h	Ø165

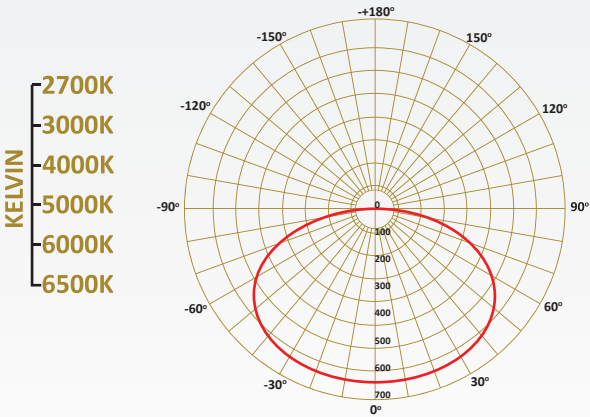
Technical Drawings



SWITCH
DIMMING



85~265V
50/60HZ





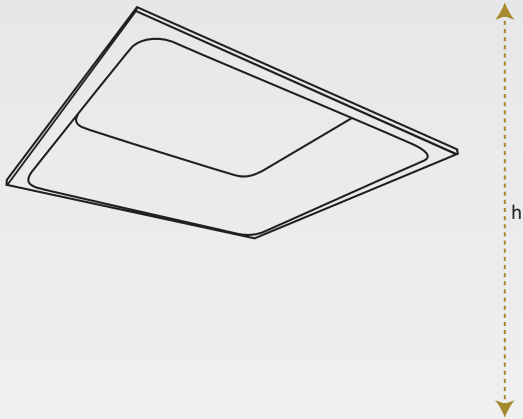
Down Recessed

This Oleggio Quadro downlight is Stylish and extremely elegant in its finish. Die cast aluminium heat sink and body, reflector and clear glass diffuser assures it's quality and luminous effect make the look classy and elegant. Compact and curved in its design, the fixture has a really professional look and maximum flexibility in application. The extreme attention to every detail in the powder coating finishing is the final touch of beauty and reliability. The high efficiency of the LED source ensures high performances and low consumptions. The applications of this product are many, but it is mainly recommended for shops, shop windows, hotels and everywhere there is need of an accent light.

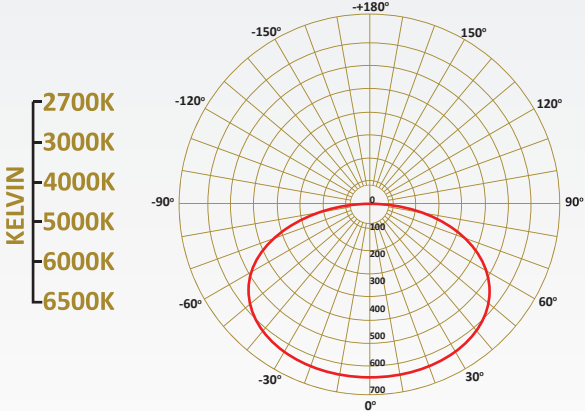
- HOUSING:** Die Cast Aluminium with Powder Coating in Choice Color of RAL Colors
DIFFUSER: Polycarbonate Frosted Diffuser
LED: Reducy Energy Consumption with L80/B10/F10
AVERAGE LIFE:50,000 hrs Lifetime Working Under Temp (-20°C - 50°C)


Technical Specifications				
Item Code	Power	Lumen	Dimension	Hole
PLO93012	12W	1320lm	110x110x50h	100x100
PLO93018	18W	1980lm	145x145x50h	135x135
PLO93024	24W	2640lm	170x170x50h	160x160

Technical Drawings



85~265V
50/60HZ





Down Recessed

This Ovada downlight is Stylish and extremely elegant in its finish. Die cast aluminium heat sink and body, reflector and clear glass diffuser assures it's quality and luminous effect while Quad shape for this item make the look classy and elegant. The energy saving and the reasonable price are just two reason more to choose an item which is pure functionality. The extreme attention to every detail in the powder coating finishing is the final touch of beauty and reliability. The high efficiency of the LED source ensures high performances and low consumptions. The applications of this product are many, but it is mainly recommended for shops, shop windows, hotels and everywhere there is need of an accent light.

HOUSING: Die Cast Aluminium with Powder Coating in Choice Color of RAL Colors

DIFFUSER: Frosted Tempered Glass

REFLECTOR: Anodized Aluminium

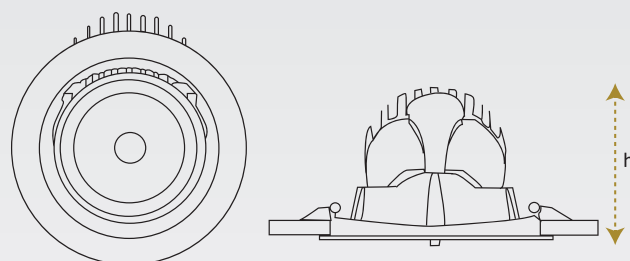
LED: Reducy Energy Consumption with L80/B10/F10

AVERAGE LIFE:50,000 hrs Lifetime Working Under Temp (-20°C - 50°C)

Technical Specifications

Item Code	Power	Lumen	Dimension	Hole
PLO53030	30W	3060lm	Ø156x102h	Ø150
PLO53045	45W	4590lm	Ø186x125h	Ø175

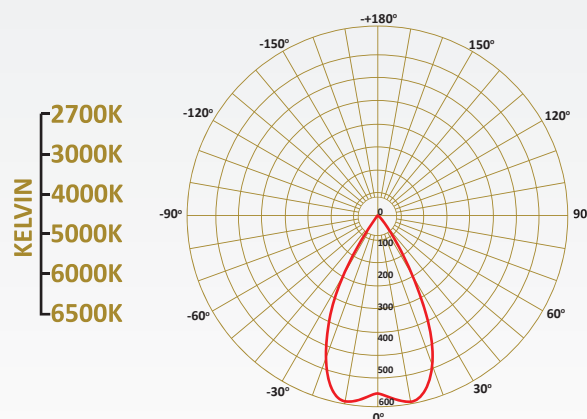
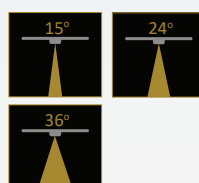
Technical Drawings



LED	COB	IP44	50,000	CRI >90
W	CE	Anti-Dazzle	ENEC	+50 -20
Anti-Glare	RoHS			
PHASE DIMMING	1-10 Dimming	DALI		



85~265V
50/60HZ



DOWN LIGHTS

LED DRIVER: TRIDONIC, PHILIPS, SHARP, LED CHIP: PHILIPS, CREE, OSRAM, GTI, BRIDGELUX, SAMSUNG, CITIZEN



Down Recessed

This Pavia downlight is Stylish and extremely elegant in its finish. Die cast aluminium heat sink and body, reflector and clear glass diffuser assures it's quality and luminous effect make the look classy and elegant. Compact and curved in its design, the fixture has a really professional look and maximum flexibility in application. The extreme attention to every detail in the powder coating finishing is the final touch of beauty and reliability. The high efficiency of the LED source ensures high performances and low consumptions. The applications of this product are many, but it is mainly recommended for shops, shop windows, hotels and everywhere there is need of an accent light.

HOUSING: Die cast aluminium with patent heat radiation structure, Upcast air design for good heat dissipation.

DIFFUSER: Tempered Glass Lens

REFLECTOR: Micro-prismatic Aluminium

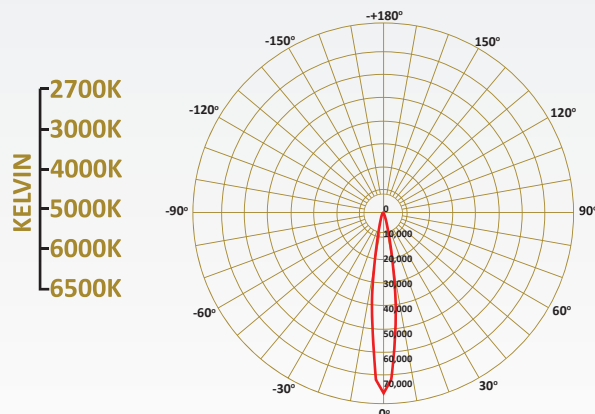
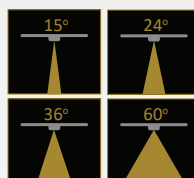
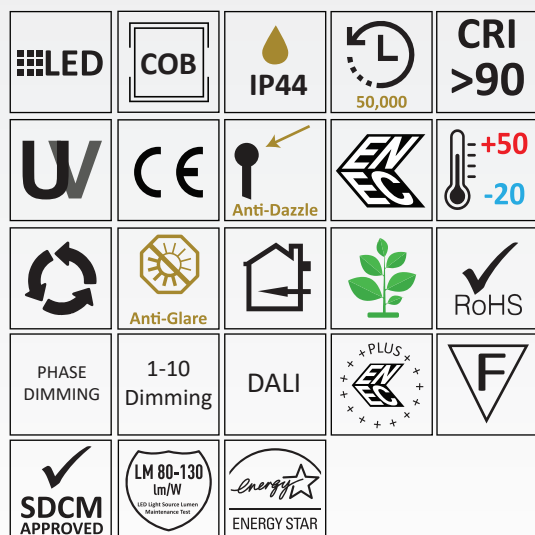
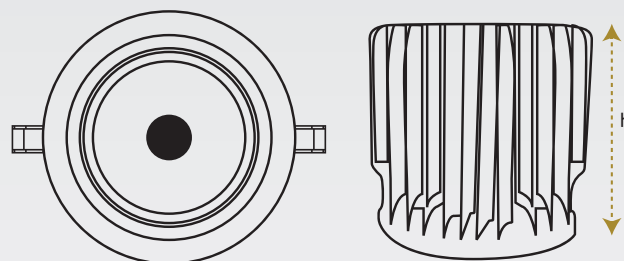
LED: Reducy Energy Consumption with L80/B10/F10

AVERAGE LIFE:50,000 hrs Lifetime Working Under Temp (-20°C - 50°C)

Technical Specifications

Item Code	Component	Power	Lumen	Dimension	Hole
PLP57000	Fixture	-	-	Ø190 x 60h	Ø170
PLP46025	LED Module	25W	2750lm	Ø100 x 95h	-
PLP46035	LED Module	35W	3850lm	Ø100 x 95h	-
PLP46045	LED Module	45W	4950lm	Ø100 x 95h	-

Technical Drawings



85~265V
50/60HZ

DOWN LIGHTS

LED DRIVER: TRIDONIC, PHILIPS, SHARP, LED CHIP: PHILIPS, CREE, OSRAM, GTI, BRIDGELUX, SAMSUNG, CITIZEN



Down Recessed

This Pinzolo downlight is Stylish and extremely elegant in its finish. Innovative design and the opportunity to adjust the light output direction, with two layers of ring which let you complete the movement in all four directions. The LED chip Quality and our technical department promised that you will love it. The front ring using high-quality Polycarbonate make the whole lamp more lighter. With lens optics, the light effect is higher and the spot is more evenly. The front ring using high-quality pc make the whole lamp more lighter. The high efficiency of the LED source ensures high performances and low consumptions. The applications of this product are many, but it is mainly recommended for shops, shop windows, hotels and everywhere there is need of an accent light.

HOUSING: Die cast aluminium with powder coating in choice of RAL Colours

DIFFUSER: Tempered Glass

REFLECTOR: High Purity Anodized aluminium

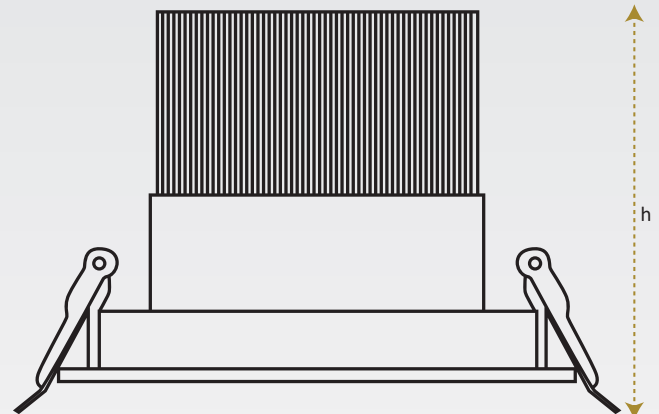
LED: Reducy Energy Consumption with L80/B10/F10

AVERAGE LIFE:50,000 hrs Lifetime Working Under Temp (-20°C - 50°C)

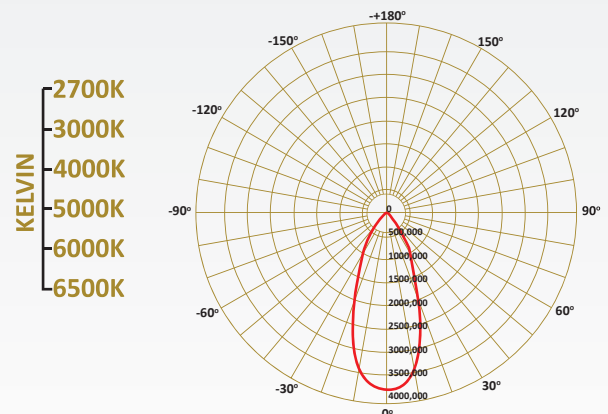
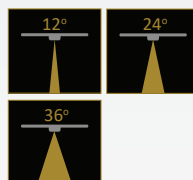
Technical Specifications

Item Code	Power	Lumen	Dimension	Hole
PLP48015	15W	1800lm	Ø140 x 113h	Ø125
PLP48020	20W	2400lm	Ø160 x 115h	Ø145
PLP48030	30W	3600lm	Ø180 x 130h	Ø165

Technical Drawings



LED	COB	IP44	50,000	CRI >90
U	CE	Anti-Dazzle	ENEC	+50 -20
Recycling symbol	Anti-Glare	House icon	Plant icon	RoHS
Phase Dimming	1-10 Dimming	DALI		



85~265V
50/60HZ

DOWN LIGHTS

LED DRIVER: TRIDONIC, PHILIPS, SHARP, LED CHIP: PHILIPS, CREE, OSRAM, GTI, BRIDGELUX, SAMSUNG, CITIZEN



Down Recessed

This Pombia is the perfect balance between efficiency, performance and comfortable relaxing light effect results. The wide beam angle is provided thanks to the deep position of the light source. The extreme attention to every detail in the powder coating finishing is the final touch of beauty and reliability. The high efficiency of the LED source ensures high performances and low consumptions. We have to think about energy saving as priority. Although the light affects the health, mood of the customers/employees. The applications of this product are many, but it is mainly recommended for shops, shop windows, hotels and everywhere there is need of an accent light.

HOUSING: Die cast aluminium with powder coating in choice of RAL Colors

DIFFUSER: Tempered Frosted Glass or Polycarbonate PMMA Diffuser

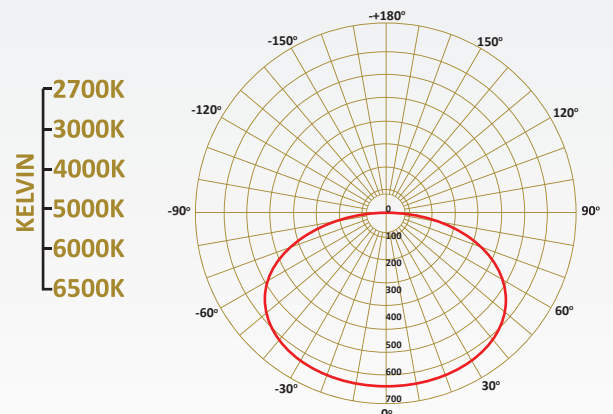

LED: Reducy Energy Consumption with L80/B10/F10

AVERAGE LIFE:50,000 hrs Lifetime Working Under Temp (-20°C - 50°C)

Technical Specifications

Item Code	Power	Lumen	Dimension	Hole
PLP12008	8W	880lm	Ø125 x 31h	Ø100
PLP13012	12W	1320lm	Ø150 x 31h	Ø125
PLP14018	18W	1980lm	Ø175 x 31h	Ø150
PLP15025	25W	2750lm	Ø225 x 31h	Ø200

Technical Drawings



85~265V
50/60HZ

DOWN LIGHTS

LED DRIVER: TRIDONIC, PHILIPS, SHARP, LED CHIP: PHILIPS, CREE, OSRAM, GTI, BRIDGELUX, SAMSUNG, CITIZEN

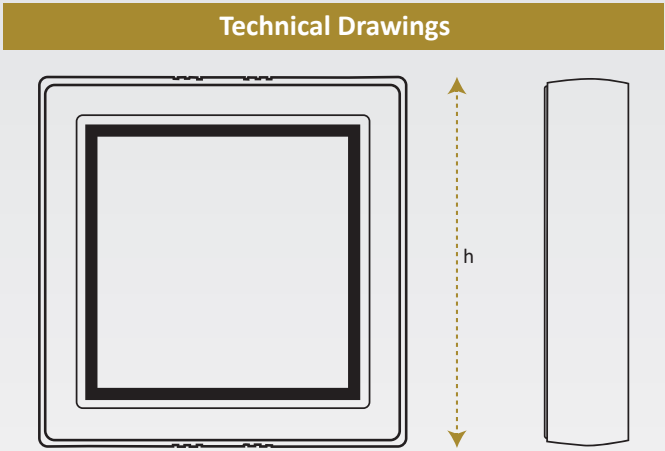


Down Recessed

This Pombia Quadro is the perfect balance between efficiency, performance and comfortable relaxing light effect results. The wide beam angle is provided thanks to the deep position of the light source. The extreme attention to every detail in the powder coating finishing is the final touch of beauty and reliability. The high efficiency of the LED source ensures high performances and low consumptions. We have to think about energy saving as priority. Although the light affects the health, mood of the customers/employees. The applications of this product are many, but it is mainly recommended for shops, shop windows, hotels and everywhere there is need of an accent light.

- HOUSING:** Die cast aluminium with powder coating in choice of RAL Colors
DIFFUSER: Tempered Frosted Glass or Polycarbonate PMMA Diffuser
LED: Reducy Energy Consumption with L80/B10/F10
AVERAGE LIFE:50,000 hrs Lifetime Working Under Temp (-20°C - 50°C)

Technical Specifications				
Item Code	Power	Lumen	Dimension	Hole
PLP16008	8W	880lm	125 x 125 x 31h	100 x 100
PLP17012	12W	1320lm	150 x 150 x 31h	125 x 125
PLP18018	18W	1980lm	175 x 175 x 31h	150 x 150
PLP19025	25W	2750lm	225 x 225 x 31h	200 x 200



LED

COB

IP54

50,000

CRI >90

W

CE

Anti-Dazzle

ENEC

+50
-20

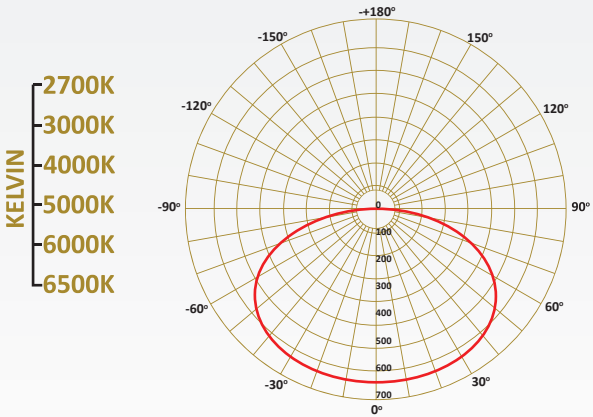
Anti-Glare


RoHS

SWITCH DIMMING



85~265V
50/60HZ





Down Recessed

This Povo downlight is Stylish and extremely elegant in its frameless finish. With high-quality LED technology, these eco-friendly lights offer excellent brightness and comfort. The light is adjustable with the purpose to focalize the maximum brightness in the desired direction. These lights produce a bright and focused stream of light while consuming less power. Its fixtures is perfect merging in ceiling and making it almost invisible. The light result is bright, uniform and comfortable. The high efficiency of the LED source ensures excellent performances and low consumptions. Possible Applications are highlighting corners, shelves, or decorative elements although it's adaptable to every requirement.

HOUSING: Die cast aluminium with Powder Coating in RAL Colours of choice

DIFFUSER: Frosted Polycarbonate

REFLECTOR: Anodized aluminium

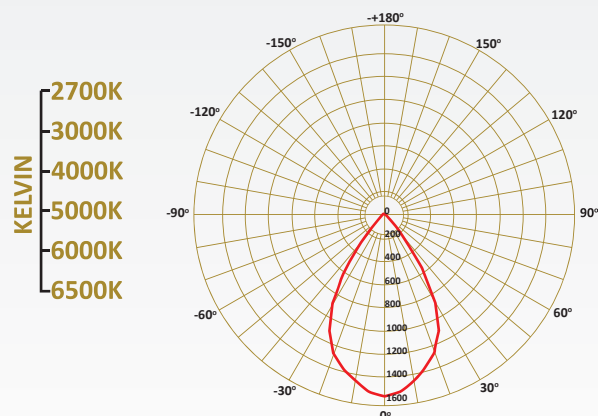
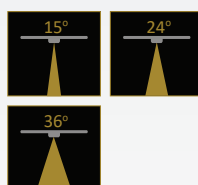
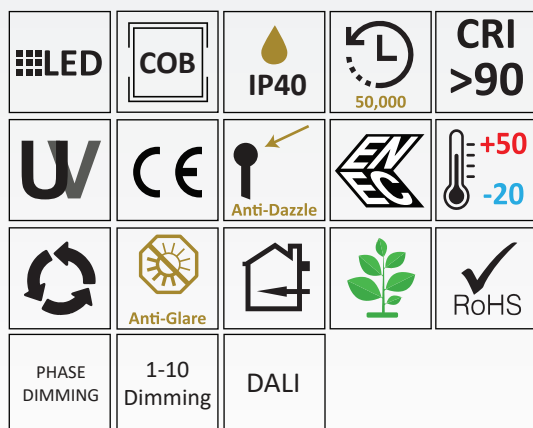
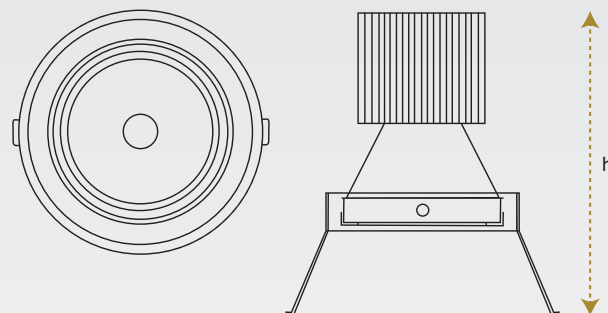
LED: Reducy Energy Consumption with L80/B10/F10

AVERAGE LIFE:50,000 hrs Lifetime Working Under Temp (-20°C - 50°C)

Technical Specifications

Item Code	Power	Lumen	Dimension	Hole
PLP58025	25W	2200lm	Ø195 x 220h	Ø188
PLP58030	30W	3300lm	Ø195 x 220h	Ø188
PLP58045	45W	4950lm	Ø195 x 220h	Ø188

Technical Drawings



85~265V
50/60HZ

DOWN LIGHTS

LED DRIVER: TRIDONIC, PHILIPS, SHARP, LED CHIP: PHILIPS, CREE, OSRAM, GTI, BRIDGELUX, SAMSUNG, CITIZEN



Down Recessed

This Primo downlight is Stylish and extremely elegant in its finish. Die cast aluminium heat sink and body, reflector and clear glass diffuser assures it's quality and luminous effect make the look classy and elegant. Compact and curved in its design, the fixture has a really professional look and maximum flexibility in application. The extreme attention to every detail in the powder coating finishing is the final touch of beauty and reliability. The high efficiency of the LED source ensures high performances and low consumptions. The applications of this product are many, but it is mainly recommended for shops, shop windows, hotels and everywhere there is need of an accent light.

HOUSING: Die Cast Aluminium with Powder Coating in Choice of RAL Colors

DIFFUSER: Tempered Glass Lens

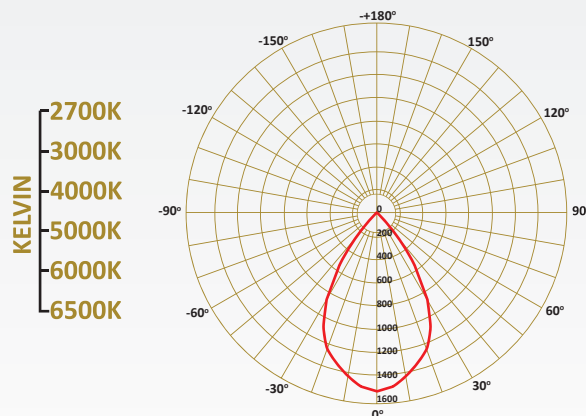
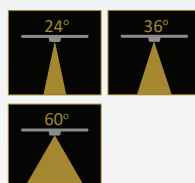
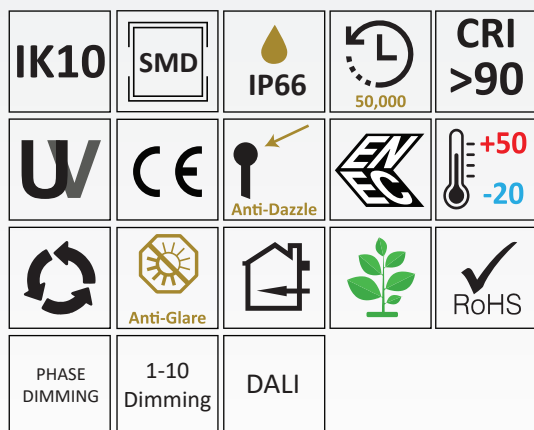
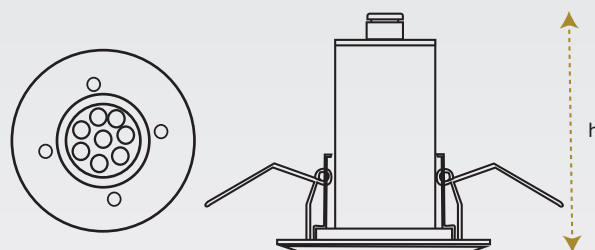
LED: Reducy Energy Consumption with L80/B10/F10

AVERAGE LIFE:50,000 hrs Lifetime Working Under Temp (-20°C - 50°C)

Technical Specifications

Item Code	Power	Lumen	Dimension	Hole
PLP34004	4W	440lm	Ø100x125h	Ø83
PLP35008	8W	880lm	Ø130x135h	Ø100

Technical Drawings



85~265V
50/60HZ

DOWN LIGHTS

LED DRIVER
TRIDONIC PHILIPS SHARP
OSRAM GTI MIV BRIDGELUX SAMSUNG CITIZEN

LED CHIP
PHILIPS CREE



Down Recessed

This Primo downlight is Stylish and extremely elegant in its finish. Die cast aluminium heat sink and body, reflector and clear glass diffuser assures it's quality and luminous effect make the look classy and elegant. Compact and curved in its design, the fixture has a really professional look and maximum flexibility in application. The extreme attention to every detail in the powder coating finishing is the final touch of beauty and reliability. The high efficiency of the LED source ensures high performances and low consumptions. The applications of this product are many, but it is mainly recommended for shops, shop windows, hotels and everywhere there is need of an accent light.

HOUSING: Die Cast Aluminium with Powder Coating in Choice of RAL Colors

DIFFUSER: Tempered Glass Lens

REFLECTOR: Anodized Aluminium

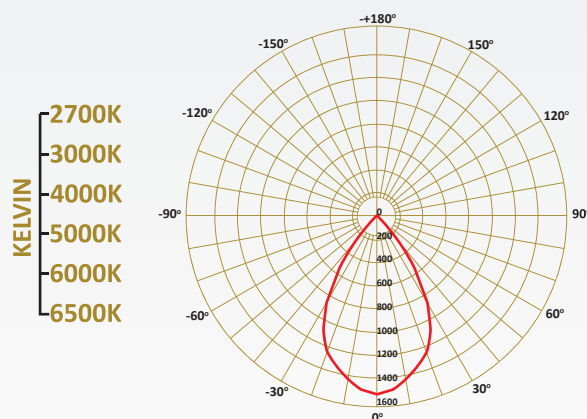
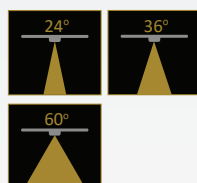
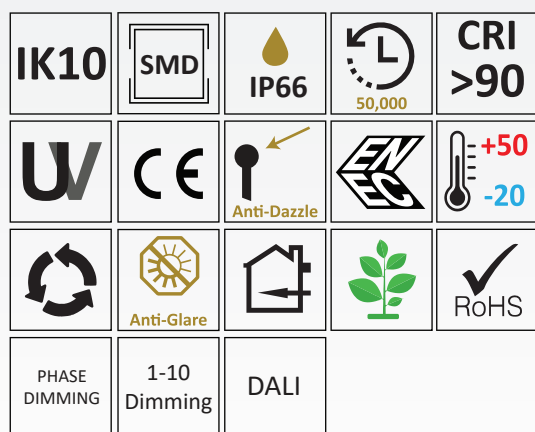
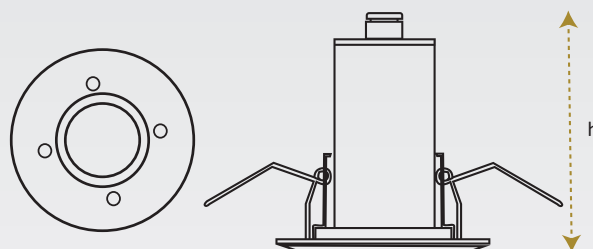
LED: Reducy Energy Consumption with L80/B10/F10

AVERAGE LIFE:50,000 hrs Lifetime Working Under Temp (-20°C - 50°C)

Technical Specifications

Item Code	Power	Lumen	Dimension	Hole
PLP36020	20W	2200lm	Ø160x220h	Ø140
PLP37030	30W	3300lm	Ø205x180h	Ø190


Technical Drawings



85~265V
50/60HZ

DOWN LIGHTS

LED DRIVER: TRIDONIC, PHILIPS, SHARP, LED CHIP: PHILIPS, CREE, OSRAM, GTI, BRIDGELUX, SAMSUNG, CITIZEN



Down Recessed

This Primo downlight is Stylish and extremely elegant in its finish. Die cast aluminium heat sink and body, reflector and clear glass diffuser assures it's quality and luminous effect make the look classy and elegant. Compact and curved in its design, the fixture has a really professional look and maximum flexibility in application. The extreme attention to every detail in the powder coating finishing is the final touch of beauty and reliability. The high efficiency of the LED source ensures high performances and low consumptions. The applications of this product are many, but it is mainly recommended for shops, shop windows, hotels and everywhere there is need of an accent light.

HOUSING: Die Cast Aluminium with Powder Coating in Choice of RAL Colors

DIFFUSER: Tempered Glass Lens

REFLECTOR: Anodized Aluminium

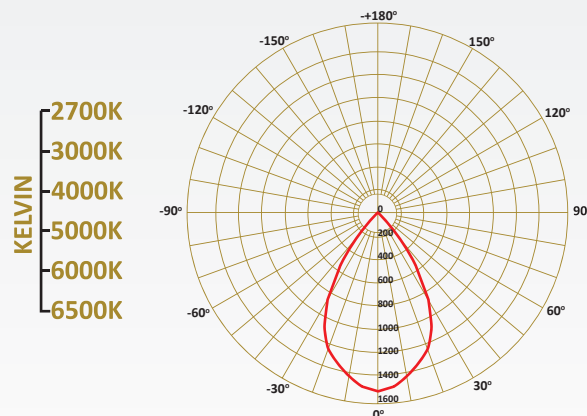
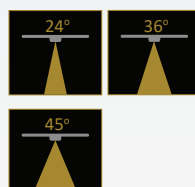
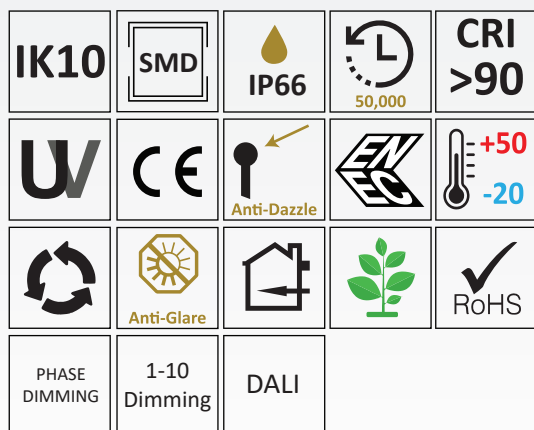
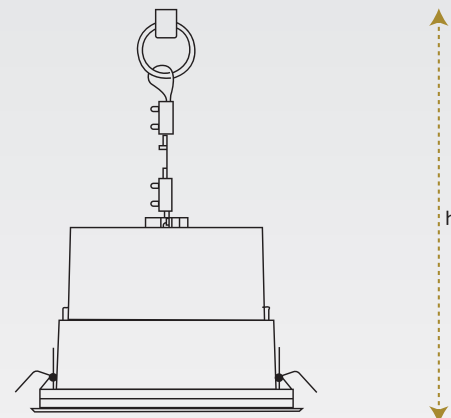
LED: Reducy Energy Consumption with L80/B10/F10

AVERAGE LIFE:50,000 hrs Lifetime Working Under Temp (-20°C - 50°C)

Technical Specifications

Item Code	Power	Lumen	Dimension	Hole
PLP38020	20W	2200lm	Ø278x195h	Ø250
PLP39030	30W	3300lm	Ø278x195h	Ø250
PLP40045	45W	4950lm	Ø278x195h	Ø250

Technical Drawings



85~265V
50/60HZ

DOWN LIGHTS

LED DRIVER
TRIDONIC PHILIPS SHARP
OSRAM GTI MWM BRIDGELUX SAMSUNG CITIZEN

LED CHIP
PHILIPS CREE



Down Recessed

This Quezzi downlight is Stylish and extremely elegant in its finish. Die cast aluminium heat sink and body, reflector and clear glass diffuser assures it's quality and luminous effect while Quad shape for this item make the look classy and elegant. The energy saving and the reasonable price are just two reason more to choose an item which is pure functionality. The extreme attention to every detail in the powder coating finishing is the final touch of beauty and reliability. The high efficiency of the LED source ensures high performances and low consumptions. The applications of this product are many, but it is mainly recommended for shops, shop windows, hotels and everywhere there is need of an accent light.

HOUSING: Die Cast Aluminium with Powder Coating in Choice Color of RAL Colors

DIFFUSER: Frosted Tempered Glass

REFLECTOR: Anodized Aluminium


LED: Reducy Energy Consumption with L80/B10/F10

AVERAGE LIFE:50,000 hrs Lifetime Working Under Temp (-20°C - 50°C)

Technical Specifications

Item Code	Power	Lumen	Dimension	Hole
PLQ52010	10W	1000lm	Ø89x55h	Ø75
PLQ52023	23W	2300lm	Ø138x120h	Ø126
PLQ52030	30W	3000lm	Ø165x145h	Ø145
PLQ52040	40W	4000lm	Ø190x165h	Ø170
PLQ52050	50W	500lm	Ø190x165h	Ø170

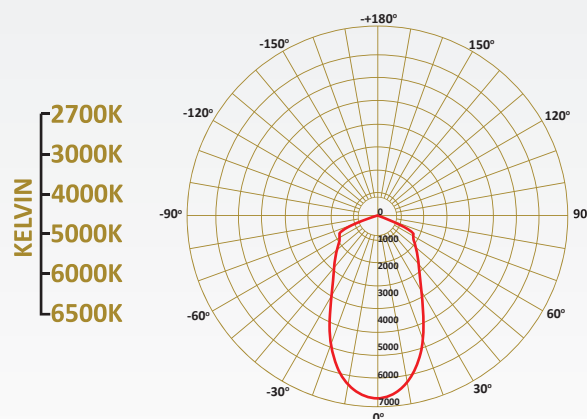
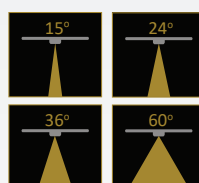
Technical Drawings



LED	COB	IP44	50,000	CRI >90
W	CE	Anti-Dazzle	ENEC	+50 -20
Anti-Glare	RoHS			
PHASE DIMMING	1-10 Dimming	DALI		



85~265V
50/60HZ



DOWN LIGHTS

LED DRIVER: TRIDONIC, PHILIPS, SHARP, LED CHIP: PHILIPS, CREE, OSRAM, GTI, BRIDGELUX, SAMSUNG, CITIZEN



Down Recessed

This Rho downlight is Stylish and extremely elegant in its finish. Die cast aluminium heat sink and body, reflector and clear glass diffuser assures it's quality and luminous effect make the look classy and elegant. Compact and curved in its design, the fixture has a really professional look and maximum flexibility in application. The extreme attention to every detail in the powder coating finishing is the final touch of beauty and reliability. The high efficiency of the LED source ensures high performances and low consumptions. The applications of this product are many, but it is mainly recommended for shops, shop windows, hotels and everywhere there is need of an accent light.

HOUSING: Die cast aluminium with patent heat radiation structure, Upcast air design for good heat dissipation.

DIFFUSER: Tempered Glass Lens

REFLECTOR: Anodized Aluminum Reflector

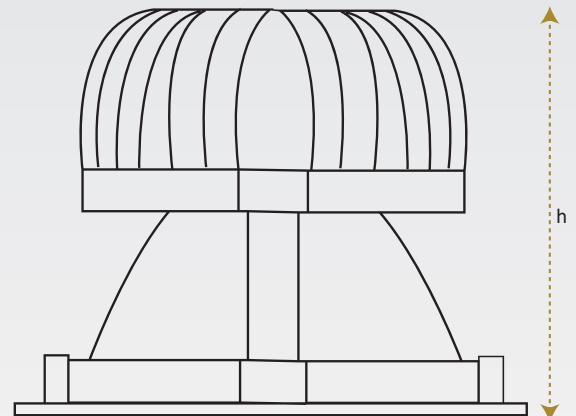
LED: Reducy Energy Consumption with L80/B10/F10

AVERAGE LIFE: 50,000 hrs Lifetime Working Under Temp (-20°C - 50°C)

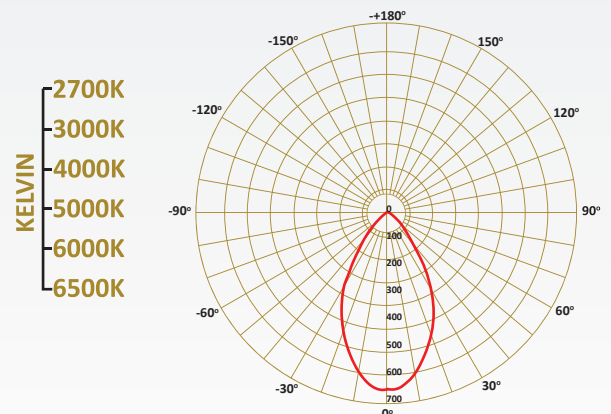
Technical Specifications

Item Code	Power	Lumen	Dimension	Hole
PLR56020	20W	2500lm	Ø166 x 156h	Ø160
PLR56024	24W	3000lm	Ø166 x 156h	Ø160
PLR56036	36W	4500lm	Ø166 x 156h	Ø160

Technical Drawings



LED	COB	IP54	50,000	CRI >90
W	CE	Anti-Dazzle	ENEC	+50 -20
Anti-Glare	RoHS			
PHASE DIMMING	1-10 Dimming	DALI		



85~265V
50/60HZ

DOWN LIGHTS

LED DRIVER: TRIDONIC, PHILIPS, SHARP, LED CHIP: PHILIPS, CREE, OSRAM, GTI, BRIDGELUX, SAMSUNG, CITIZEN



Down Recessed

This Sassello downlight is directable built along minimalist and fascinating lines. The energy saving and the reasonable price are just two reason more to choose an item which is pure functionality. The extreme attention to every detail in the powder coating finishing is the final touch of beauty and reliability. The high efficiency of the LED source ensures high performances and low consumptions. Available in different sizes and possible applications of this product are many, but it is mainly recommended for shops, shop windows, hotels and everywhere there is need of an accent light.

HOUSING: Die Cast Aluminium with Powder Coating in Choice Color of RAL Colors

DIFFUSER: Frosted Tempered Glass

REFLECTOR: Tiles Pattern Aluminium


LED: Reducy Energy Consumption with L80/B10/F10

AVERAGE LIFE: 50,000 hrs Lifetime Working Under Temp (-20°C - 50°C)

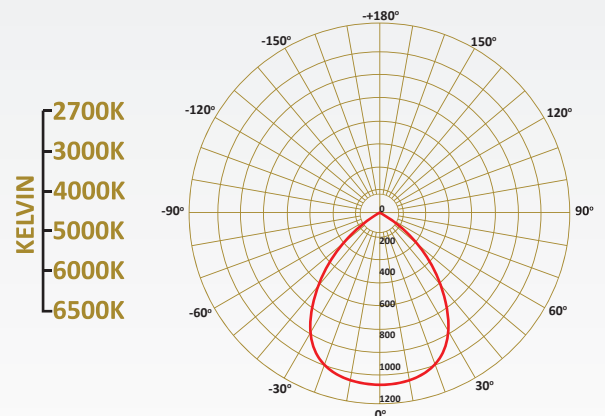
Technical Specifications

Item Code	Power	Lumen	Dimension	Hole
PLS65006	6W	720lm	Ø90x45h	Ø70
PLS65010	10W	1200lm	Ø125x60h	Ø105
PLS65012	12W	1440lm	Ø136x70h	Ø120
PLS65015	15W	1800lm	Ø175x90h	Ø145
PLS65020	20W	2400lm	Ø196x97h	Ø170
PLS65030	30W	3600lm	Ø220x110h	Ø210
PLS65035	35W	4200lm	Ø220x110h	Ø210

Technical Drawings




LED	COB	IP54	50,000	CRI >90
W	CE	Anti-Dazzle	ENEC	+50 -20
Recycling symbol	Anti-Glare	House icon	Plant icon	RoHS
PHASE DIMMING	1-10 Dimming	DALI		



85~265V
50/60HZ

DOWN LIGHTS

LED DRIVER: TRIDONIC, PHILIPS, SHARP, LED CHIP: PHILIPS, CREE, OSRAM, GTI, BRIDGELUX, SAMSUNG, CITIZEN

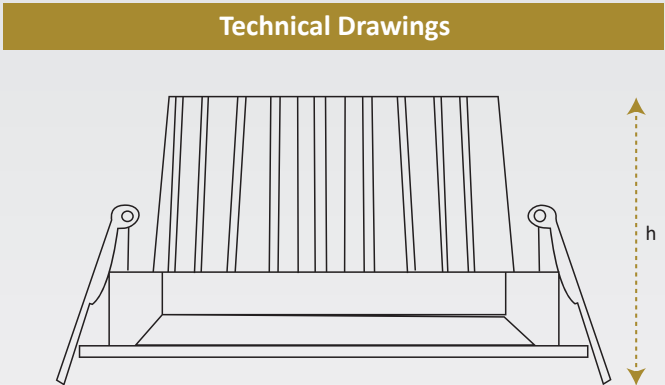


Down Recessed

This Sassello Quadro downlight is directable built along minimalist and fascinating lines. The energy saving and the reasonable price are just two reason more to choose an item which is pure functionality. The extreme attention to every detail in the powder coating finishing is the final touch of beauty and reliability. The high efficiency of the LED source ensures high performances and low consumptions. Available in different sizes and possible applications of this product are many, but it is mainly recommended for shops, shop windows, hotels and everywhere there is need of an accent light.

- HOUSING: Die Cast Aluminium with Powder Coating in Choice Color of RAL Colors
- DIFFUSER: Frosted Tempered Glass
- REFLECTOR: Tiles Pattern Aluminium
- LED: Reducy Energy Consumption with L80/B10/F10
- AVERAGE LIFE:50,000 hrs Lifetime Working Under Temp (-20°C - 50°C)

Technical Specifications				
Item Code	Power	Lumen	Dimension	Hole
PLS66016	16W	1920lm	130x130x70h	110x110
PLS66021	21W	2520lm	130x130x70h	110x110
PLS66026	26W	3120lm	165x165x70h	145x145
PLS66031	31W	3720lm	165x165x70h	145x145
PLS66036	36W	4320lm	210x210x70h	190x190
PLS66041	41W	4920lm	210x210x70h	190x190



LED

COB

IP54

50,000

CRI >90

W

CE

Anti-Dazzle

ENEC

+50
-20

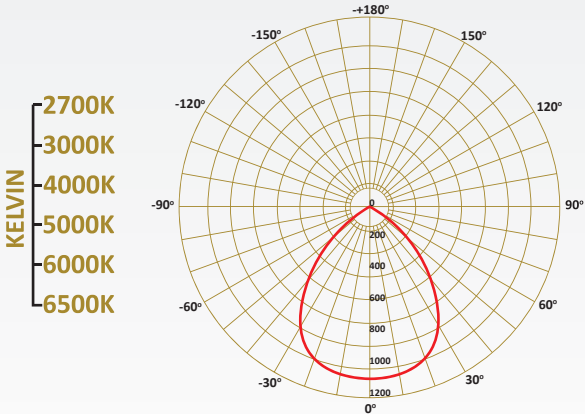
Anti-Glare

RoHS

PHASE DIMMING

1-10 Dimming

DALI



85~265V
50/60HZ



Down Recessed

This Savona downlight is directable built along minimalist and fascinating lines. The energy saving and the reasonable price are just two reason more to choose an item which is pure functionality. The extreme attention to every detail in the powder coating finishing is the final touch of beauty and reliability. The high efficiency of the LED source ensures high performances and low consumptions. Available in different sizes and possible applications of this product are many, but it is mainly recommended for shops, shop windows, hotels and everywhere there is need of an accent light.

HOUSING: Injected Aluminium With Pvc Coated With Ivory White Finishing

DIFFUSER: Polycarbonate Lens

REFLECTOR: Anodized Aluminium

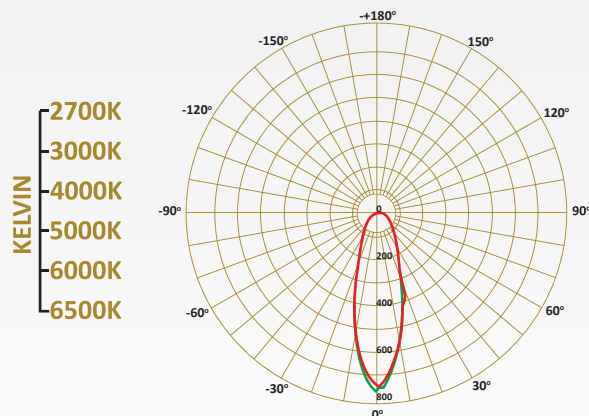


LED: Reducy Energy Consumption with L80/B10/F10

AVERAGE LIFE:50,000 hrs Lifetime Working Under Temp (-20°C - 50°C)

Technical Specifications

Item Code	Power	Lumen	Dimension	Hole
PLS41015	15W	1800lm	Ø129x85h	Ø120
PLS41024	24W	2880lm	Ø175x100h	Ø155
PLS41030	30W	3600lm	Ø175x100h	Ø155
PLS41040	40W	4800lm	Ø195x110h	Ø175
PLS41050	50W	6000lm	Ø230x130h	Ø210

Technical Drawings




85~265V
50/60HZ

DOWN LIGHTS

LED DRIVER
TRIDONIC PHILIPS SHARP
OSRAM GTI MWM BRIDGELUX SAMSUNG CITIZEN

LED CHIP
PHILIPS CREE



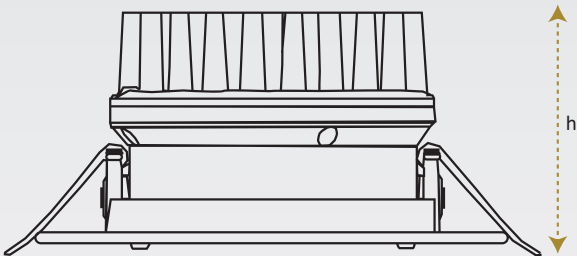
Down Recessed

This Savona Quadro downlight is directable built along minimalist and fascinating lines. Main feature is the possibility to change LED module, which means that you can easily change power and colour temperature. The extreme attention to every detail in the powder coating finishing is the final touch of beauty and reliability. Energy and economy savings are a little advantage compared to the design of this item, which makes technicians and artists in love with it. It is mainly recommended for shops, shop windows, hotels and everywhere there is need of an accent light.

- HOUSING:** Injected Aluminium With Pvc Coated With Ivory White Finishing
DIFFUSER: Polycarbonate Lens
REFLECTOR: Anodized Aluminium
LED: Reducy Energy Consumption with L80/B10/F10
AVERAGE LIFE:50,000 hrs Lifetime Working Under Temp (-20°C - 50°C)

Technical Specifications				
Item Code	Power	Lumen	Dimension	Hole
PLF42015	15W	1800lm	140x140x85h	Ø120
PLF42024	24W	2880lm	175x175x100h	Ø155
PLF42030	30W	3600lm	175x175x100h	Ø155
PLF42040	40W	4800lm	195x195x110h	Ø175
PLF42050	50W	6000lm	230x230x130h	Ø210

Technical Drawings



LED

COB

IP45

50,000

CRI >90

W

CE

Anti-Dazzle

EN 60598

+50 -20

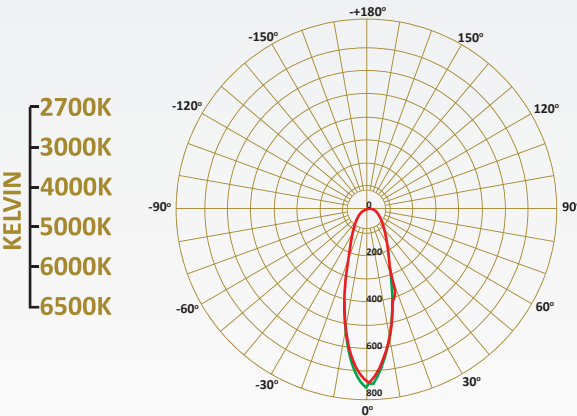
Recycle

Anti-Glare

RoHS



85~265V
50/60HZ



SAVONE PIATTO

DOWN LIGHT

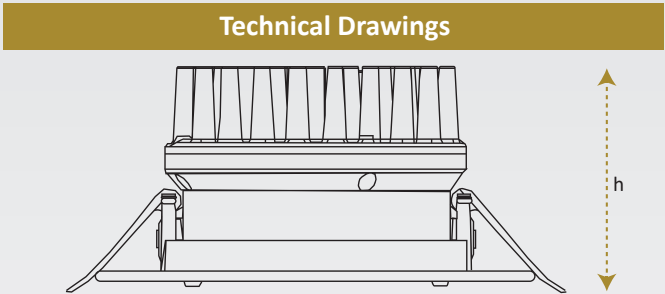


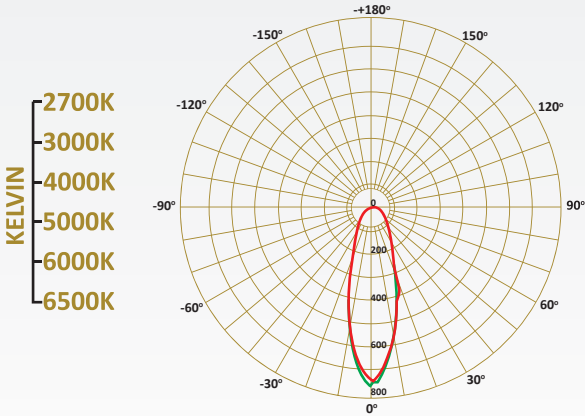
Down Recessed

This Savona Piatto downlight is directable built along minimalist and fascinating lines. Main feature is the possibility to change LED module, which means that you can easily change power and colour temperature. The extreme attention to every detail in the powder coating finishing is the final touch of beauty and reliability. Energy and economy savings are a little advantage compared to the design of this item, which makes technicians and artists in love with it. It is mainly recommended for shops, shop windows, hotels and everywhere there is need of an accent light.

- HOUSING:** Injected Aluminium With Pvc Coated With Ivory White Finishing
DIFFUSER: Polycarbonate Lens
REFLECTOR: Anodized Aluminium
LED: Reducy Energy Consumption with L80/B10/F10
AVERAGE LIFE:50,000 hrs Lifetime Working Under Temp (-20°C - 50°C)

Technical Specifications				
Item Code	Power	Lumen	Dimension	Hole
PLF43015	15W	1800lm	Ø140x85h	Ø120
PLF43024	24W	2800lm	Ø175x100h	Ø155
PLF43030	30W	3600lm	Ø175x100h	Ø155
PLF43040	40W	4800lm	Ø195x110h	Ø175
PLCF4350	50W	6000lm	Ø230x130h	Ø210





85~265V
50/60HZ

DOWN LIGHTS

LED DRIVER	LED CHIP
TRIDONIC PHILIPS SHARP	PHILIPS CREE
OSRAM GTI MWM	BRIDGELUX SAMSUNG CITIZEN



Down Recessed

This Silvia downlight is with thin frame and extremely elegant in its finish. Die cast aluminium heat sink and body, reflector and clear glass diffuser assures it's quality and luminous effect while Quad shape for this item make the look classy and elegant. The energy saving and the reasonable price are just two reason more to choose an item which is pure functionality. The extreme attention to every detail in the powder coating finishing is the final touch of beauty and reliability. The high efficiency of the LED source ensures high performances and low consumptions. Available in different sizes and possible applications of this product are many, but it is mainly recommended for shops, shop windows, hotels and everywhere there is need of an accent light.

HOUSING: Die Cast Aluminium with Powder Coating in Choice Color of RAL Colors

DIFFUSER: Frosted Tempered Glass

REFLECTOR: Tiles Pattern Made By Aluminium

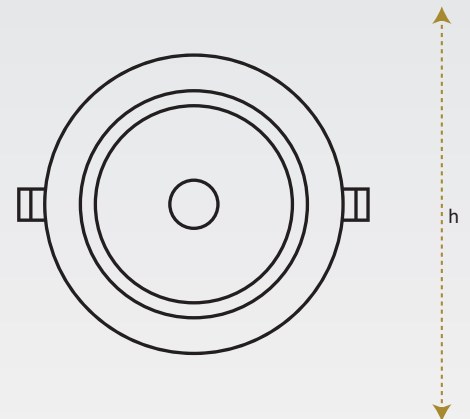
LED: Reducy Energy Consumption with L80/B10/F10

AVERAGE LIFE: 50,000 hrs Lifetime Working Under Temp (-20°C - 50°C)

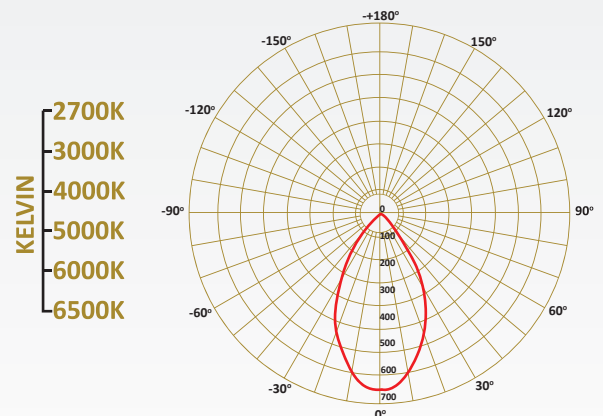
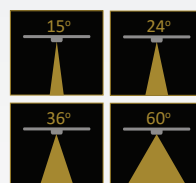
Technical Specifications

Item Code	Power	Lumen	Dimension	Hole
PLS97013	13W	1560lm	Ø100x85h	Ø150
PLS98020	20W	2400lm	Ø138x95h	Ø115
PLS99025	25W	3000lm	Ø165x100h	Ø145
PLS00035	35W	4200lm	Ø190x110h	Ø175

Technical Drawings



LED	COB	IP44	50,000	CRI >90
W	CE	Anti-Dazzle	ENEC	+50 -20
Anti-Glare	RoHS			
PHASE DIMMING	1-10 Dimming	DALI		



85~265V
50/60HZ

DOWN LIGHTS

LED DRIVER: TRIDONIC, PHILIPS, SHARP, LED CHIP: PHILIPS, CREE, OSRAM, GTI, BRIDGELUX, SAMSUNG, CITIZEN



Down Recessed

This Storo downlight is Stylish and extremely elegant in its finish. Environmental friendly thanks to the energy and consumption savings guaranteed from its characteristics. The black frame and the ring can be full white as per preferences, the reflector has adjustable options to direction the light output. The LED chip Quality and our technical department promised that you will love it. The front ring using high-quality Polycarbonate make the whole lamp more lighter. With lens optics, the light effect is higher and the spot is more evenly. The front ring using high-quality pc make the whole lamp more lighter. The high efficiency of the LED source ensures high performances and low consumptions. The applications of this product are many, but it is mainly recommended for shops, shop windows, hotels and everywhere there is need of an accent light.

HOUSING: Die cast aluminium with powder coating in choice of RAL Colours

DIFFUSER: Tempered Glass

REFLECTOR: Tile Pattern Anodized Aluminium

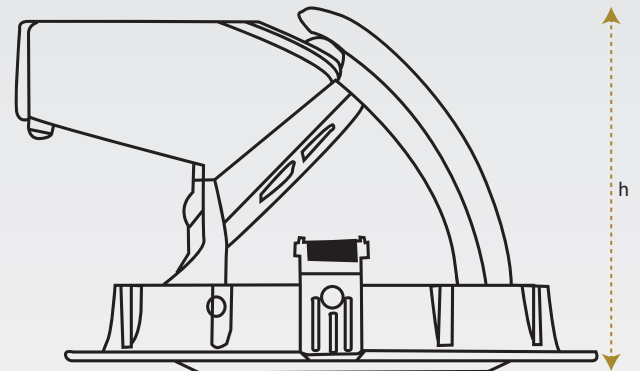
LED: Reducy Energy Consumption with L80/B10/F10

AVERAGE LIFE:50,000 hrs Lifetime Working Under Temp (-20°C - 50°C)

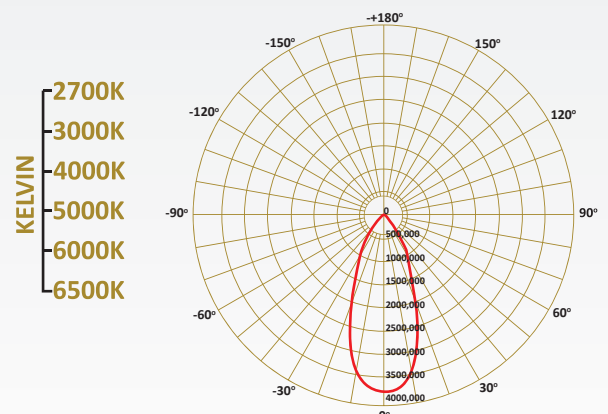
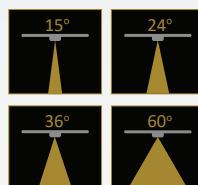
Technical Specifications

Item Code	Power	Lumen	Dimension	Hole
PLS50020	20W	2340lm	Ø168x122h	Ø150
PLS50030	30W	3510lm	Ø168x122h	Ø150
PLS50040	40W	4680lm	Ø168x122h	Ø150

Technical Drawings



LED	COB	IP44	50,000	CRI >90
U	CE	Anti-Dazzle	ENEC	+50 -20
Recycling symbol	Anti-Glare	House icon	Plant icon	RoHS
Phase Dimming	1-10 Dimming	DALI		



85~265V
50/60HZ

DOWN LIGHTS

LED DRIVER: TRIDONIC, PHILIPS, SHARP, LED CHIP: PHILIPS, CREE, OSRAM, GTI, BRIDGELUX, SAMSUNG, CITIZEN



Down Recessed

This Strevi downlight is directable built along minimalist and fascinating lines. The energy saving and the reasonable price are just two reason more to choose an item which is pure functionality. The extreme attention to every detail in the powder coating finishing is the final touch of beauty and reliability. The high efficiency of the LED source ensures high performances and low consumptions. Available in different sizes and possible applications of this product are many, but it is mainly recommended for shops, shop windows, hotels and everywhere there is need of an accent light.

HOUSING: Die Cast Aluminium with Powder Coating in Choice Color of RAL Colors

DIFFUSER: Frosted Tempered Glass

REFLECTOR: Tiles Pattern Aluminium

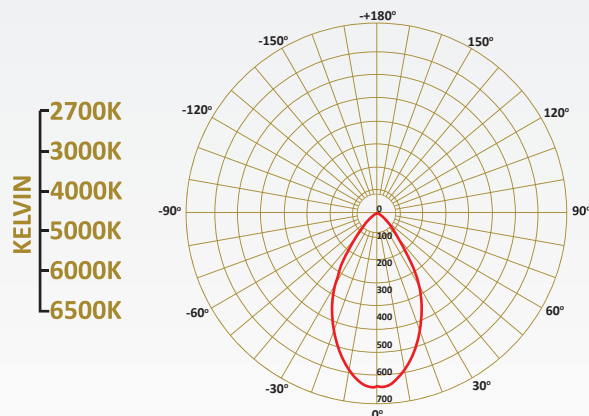
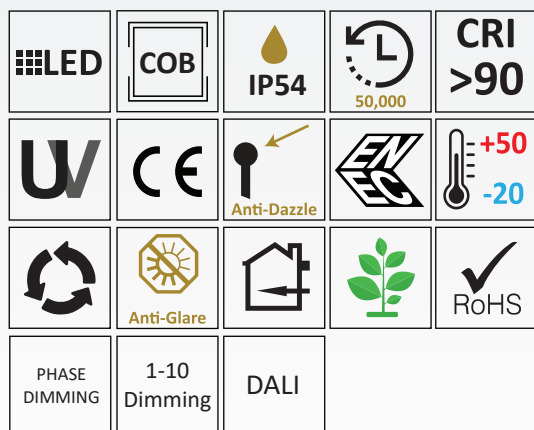
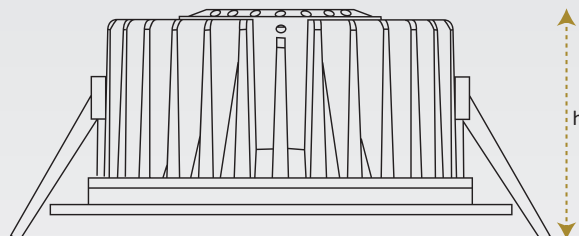
LED: Reducy Energy Consumption with L80/B10/F10

AVERAGE LIFE: 50,000 hrs Lifetime Working Under Temp (-20°C - 50°C)

Technical Specifications

Item Code	Power	Lumen	Dimension	Hole
PLS64010	10W	1200lm	Ø100x45h	Ø90
PLS64016	16W	1920lm	Ø140x62h	Ø120
PLS64022	22W	2640lm	Ø190x62h	Ø175

Technical Drawings



85~265V
50/60HZ

DOWN LIGHTS

LED DRIVER: TRIDONIC, PHILIPS, SHARP, LED CHIP: PHILIPS, CREE, OSRAM, GTI, BRIDGELUX, SAMSUNG, CITIZEN



Down Recessed

This Sturla downlight is Stylish and extremely elegant in its finish. Die cast aluminium heat sink and body, reflector and clear glass diffuser assures it's quality and luminous effect make the look classy and elegant. Compact and curved in its design, the fixture has a really professional look and maximum flexibility in application. The extreme attention to every detail in the powder coating finishing is the final touch of beauty and reliability. The high efficiency of the LED source ensures high performances and low consumptions. The applications of this product are many, but it is mainly recommended for shops, shop windows, hotels and everywhere there is need of an accent light.

HOUSING: Die Cast Aluminium with Powder Coating in Choice Color of RAL Colors

DIFFUSER: Clear Polycarbonate

REFLECTOR: Polished Aluminium

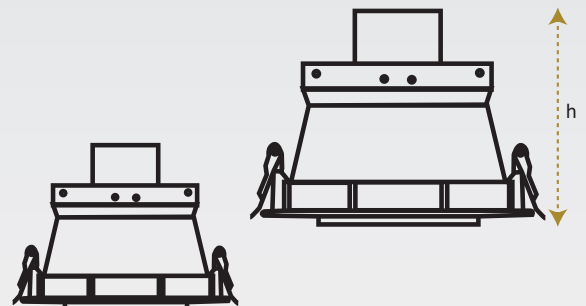
LED: Reducy Energy Consumption with L80/B10/F10

AVERAGE LIFE:50,000 hrs Lifetime Working Under Temp (-20°C - 50°C)

Technical Specifications

Item Code	Power	Lumen	Dimension	Hole
PLS51030	30W	3450lm	Ø148x110h	100x100
PLS51035	35W	4025lm	Ø170x130h	135x135
PLS51040	40W	4600lm	Ø170x130h	160x160

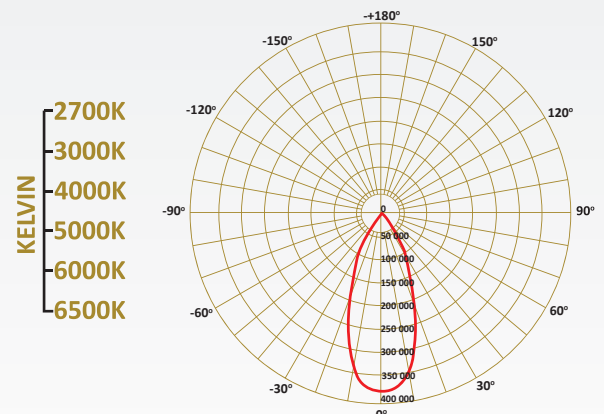
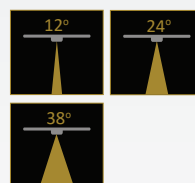
Technical Drawings



LED	COB	IP44	50,000	CRI >90
W	CE	Anti-Dazzle	ENEC	+50 -20
Anti-Glare	RoHS			
PHASE DIMMING	1-10 Dimming	DALI		



85~265V
50/60HZ



DOWN LIGHTS

LED DRIVER: TRIDONIC, PHILIPS, SHARP, LED CHIP: PHILIPS, CREE, OSRAM, GTI, BRIDGELUX, SAMSUNG, CITIZEN



Down Recessed

This Tosa downlight is Stylish and extremely elegant in its finish. The lamp body consists of high heat dissipation, corrosion resistant and durable aluminum material. The LED chip Quality and our technical department promised that you will love it. The front ring using high-quality Polycarbonate make the whole lamp more lighter. With lens optics, the light effect is higher and the spot is more evenly. The front ring using high-quality pc make the whole lamp more lighter. The high efficiency of the LED source ensures high performances and low consumptions. The applications of this product are many, but it is mainly recommended for shops, shop windows, hotels and everywhere there is need of an accent light.

HOUSING: Die cast aluminium with powder coating in choice of RAL Colours

DIFFUSER: Tempered Glass

REFLECTOR: High Purity Anodized aluminium

LED: Reducy Energy Consumption with L80/B10/F10

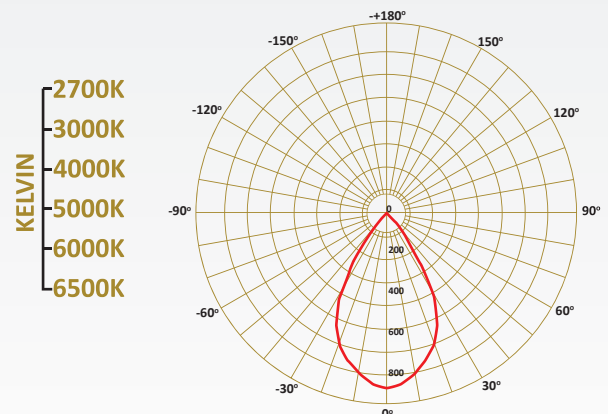
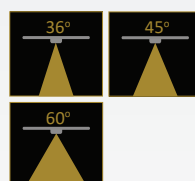
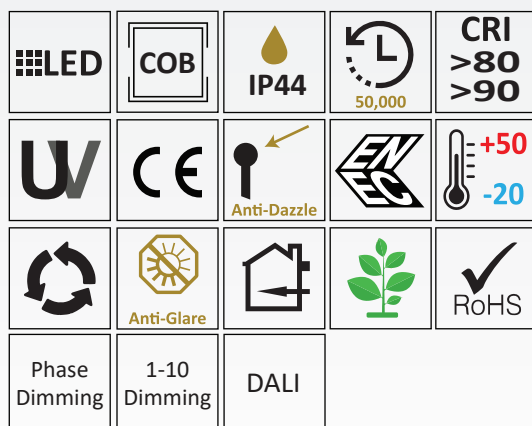
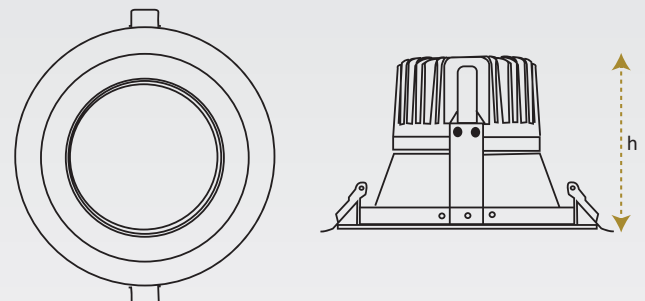
AVERAGE LIFE:50,000 hrs Lifetime Working Under Temp (-20°C - 50°C)

Technical Specifications

Item Code	Power	Lumen	Dimension	Hole
PLT68013	13W	1560lm	Ø110 x 100h	Ø95
PLT68025	25W	3000lm	Ø190 x 127h	Ø165
PLT68035	35W	4200lm	Ø230 x 140h	Ø205

Finish ■ Grey
□ Silver

Technical Drawings



85~265V
50/60HZ

DOWN LIGHTS

LED DRIVER
TRIDONIC PHILIPS SHARP
OSRAM GTI LEDVANCE BRIDGELUX
LED CHIP
PHILIPS CREE SAMSUNG CITIZEN



Down Recessed

This trento downlight is Stylish and extremely elegant in its frameless finish. With high-quality LED technology, these eco-friendly lights offer excellent brightness and comfort. The light is adjustable with the purpose to focalize the maximum brightness in the desired direction. These lights produce a bright and focused stream of light while consuming less power. Its fixtures is perfect merging in ceiling and making it almost invisible. The light result is bright, uniform and comfortable. Microprismatic refractor highlighted from the inclination of the optic compared with the horizontal plane. The high efficiency of the LED source ensures excellent performances and low consumptions. Possible Applications are highlighting corners, shelves, or decorative elements although it's adaptable to every requirement.

HOUSING: Die cast aluminium with Powder Coating in RAL Colours of choice

DIFFUSER: Frosted Polycarbonate

REFLECTOR: Anodized aluminium

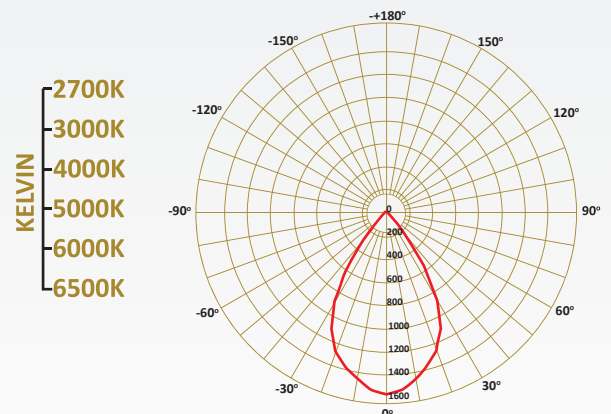
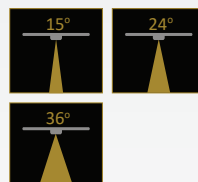
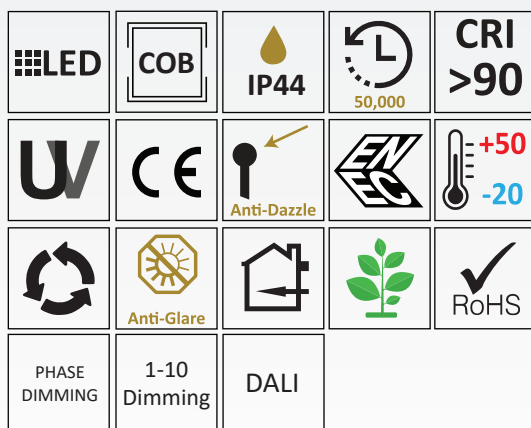
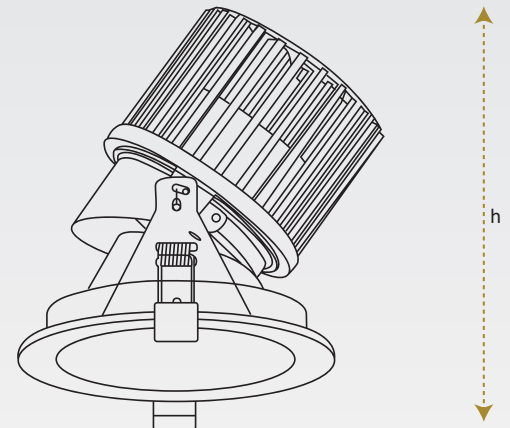
LED: Reducy Energy Consumption with L80/B10/F10

AVERAGE LIFE:50,000 hrs Lifetime Working Under Temp (-20°C - 50°C)

Technical Specifications

Item Code	Power	Lumen	Dimension	Hole
PLT59008	8W	840lm	Ø85 x 90h	Ø75
PLT59012	12W	1260lm	Ø108 x 115h	Ø95
PLT59020	20W	2100lm	Ø120 x 130h	Ø105
PLT59030	30W	3150lm	Ø134 x 150h	Ø120

Technical Drawings



85~265V
50/60HZ

DOWN LIGHTS

LED DRIVER: TRIDONIC, PHILIPS, SHARP, LED CHIP: PHILIPS, CREE, OSRAM, GTI, BRIDGELUX, SAMSUNG, CITIZEN



Down Recessed

This Vaneze downlight is Stylish and extremely elegant in its finish. The lamp body consists of high heat dissipation, corrosion resistant and durable aluminum material. With lens optics, the light effect is higher and the spot is more evenly. The front ring using high-quality Polycarbonate make the whole lamp more lighter. The light result is bright, uniform and comfortable. The high efficiency of the LED source ensures high performances and low consumptions. Possible Applications are Museum, Gallery, Showroom, Market, shopping malls, hotels, clubs and stores etc.

HOUSING: Die cast aluminium

REFLECTOR: Anodized aluminium

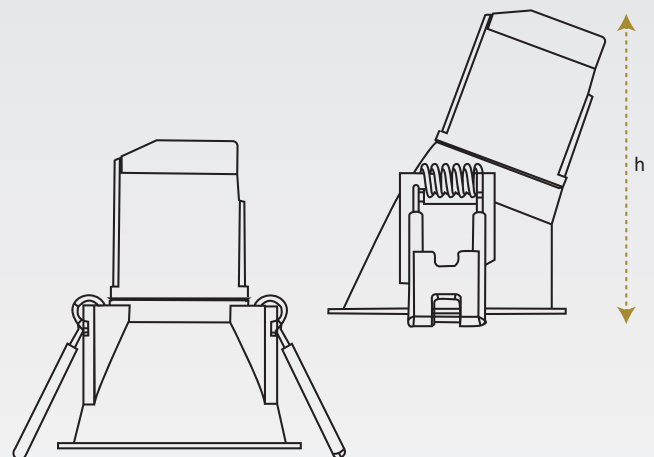
LED: Reducy Energy Consumption with L80/B10/F10

AVERAGE LIFE:50,000 hrs Lifetime Working Under Temp (-20°C - 50°C)

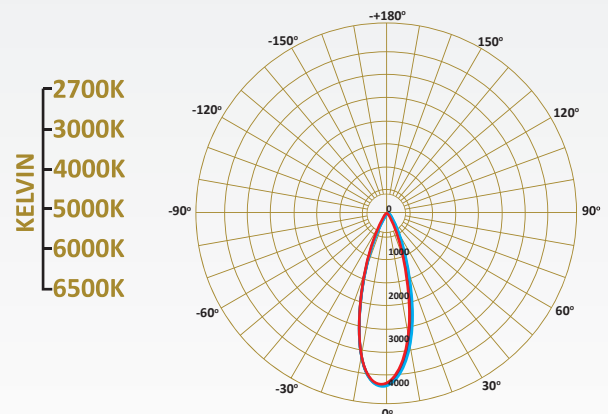
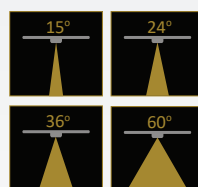
Technical Specifications

Item Code	Type	Power	Lumen	Dimension	Hole
PLV29005	Narrow	5W	600lm	Ø80x81h	Ø75
PLV29008	Narrow	8W	960lm	Ø80x81h	Ø75
PLV29012	Narrow	12W	1440lm	Ø80x101h	Ø75
PLV30005	Narrow	5W	600lm	Ø95x101h	Ø90
PLV30008	Narrow	8W	960lm	Ø95x101h	Ø90
PLV30012	Narrow	12W	1440lm	Ø95x121h	Ø90
PLV32005	Inclined	5W	600lm	Ø80x81h	Ø75
PLV32008	Inclined	8W	960lm	Ø80x81h	Ø75
PLV32012	Inclined	12W	1440lm	Ø80x101h	Ø75
PLV33005	Inclined	5W	600lm	Ø95x101h	Ø90
PLV33008	Inclined	8W	960lm	Ø95x101h	Ø90
PLV33012	Inclined	12W	1440lm	Ø95x121h	Ø90

Technical Drawings



LED	COB	IP44	50,000	CRI >80 >90
W	CE	Anti-Dazzle	ENEC	+50 -20
Recycling	Anti-Glare	House	Plant	RoHS
TRIAC	1-10 Dimming	DALI		



85~265V
50/60HZ

DOWN LIGHTS

LED DRIVER: TRIDONIC, PHILIPS, SHARP, LED CHIP: PHILIPS, CREE, OSRAM, GTI, BRIDGELUX, SAMSUNG, CITIZEN

VANEZE QUADRO

DOWN LIGHT

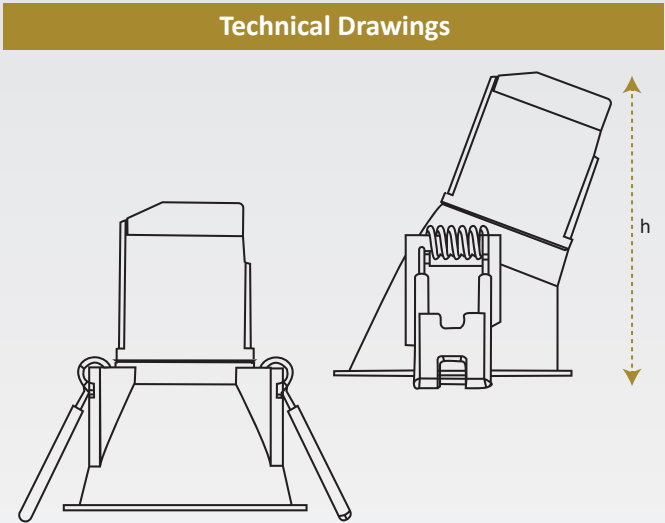


Down Recessed

This Vaneze Quadro downlight is Stylish and extremely elegant in its finish. The lamp body consists of high heat dissipation, corrosion resistant and durable aluminum material. With lens optics, the light effect is higher and the spot is more evenly. The front ring using high-quality Polycarbonate make the whole lamp more lighter. With lens optics, the light effect is higher and the spot is more evenly. The front ring using high-quality pc make the whole lamp more lighter. The high efficiency of the LED source ensures high performances and low consumptions. Possible Applications are Museum, Gallery, Showroom, Market, shopping malls, hotels, clubs and stores etc.

- HOUSING:** Die cast aluminium
- REFLECTOR:** Anodized aluminium
- LED:** Reducy Energy Consumption with L80/B10/F10
- AVERAGE LIFE:**50,000 hrs Lifetime Working Under Temp (-20°C - 50°C)

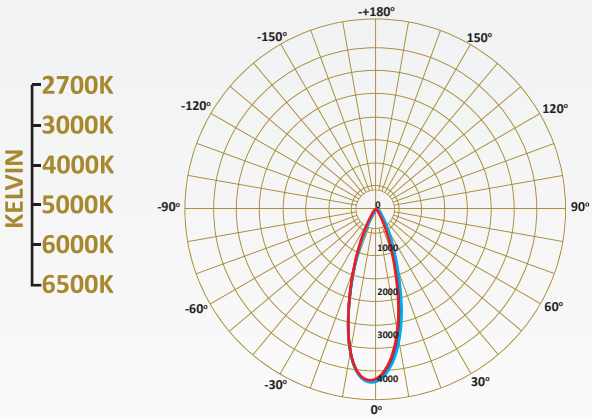
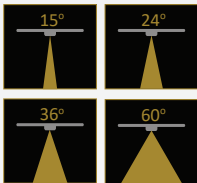
Technical Specifications					
Item Code	Type	Power	Lumen	Dimension	Hole
PLV34005	Narrow	5W	600lm	80x80x81h	75x75
PLV34008	Narrow	8W	960lm	80x80x81h	75x75
PLV34012	Narrow	12W	1440lm	80x80x101h	75x75
PLV35005	Narrow	5W	600lm	95x95x101h	90x90
PLV35008	Narrow	8W	960lm	95x95x101h	90x90
PLV35012	Narrow	12W	1440lm	95x95x121h	90x90
PLV36005	Inclined	5W	600lm	80x80x81h	75x75
PLV36008	Inclined	8W	960lm	80x80x81h	75x75
PLV36012	Inclined	12W	1440lm	80x80x101h	75x75
PLV37005	Inclined	5W	600lm	95x95x101h	90x90
PLV37008	Inclined	8W	960lm	95x95x101h	90x90
PLV37012	Inclined	12W	1440lm	95x95x121h	90x90



TRIAC

1-10 Dimming

DALI



85~265V
50/60HZ

DOWN LIGHTS

LED DRIVER

TRIDONIC

OSRAM

PHILIPS

GTI

MTW

SHARP

BRIDGELUX


LED CHIP

PHILIPS

SAMSUNG

CREE

CITIZEN



Down Recessed

This Varazze downlight is directable built along minimalist and fascinating lines. Main feature is the possibility to change LED module, which means that you can easily change power and colour temperature. The extreme attention to every detail in the powder coating finishing is the final touch of beauty and reliability. Energy and economy savings are a little advantage compared to the design of this item, which makes technicians and artists in love with it. It is mainly recommended for shops, shop windows, hotels and everywhere there is need of an accent light.

HOUSING: Die-cast Aluminium, Patent Heat Radiation Structure, Upcast Air Design For Good Heat Dissipation

REFLECTOR: Anodized Aluminium


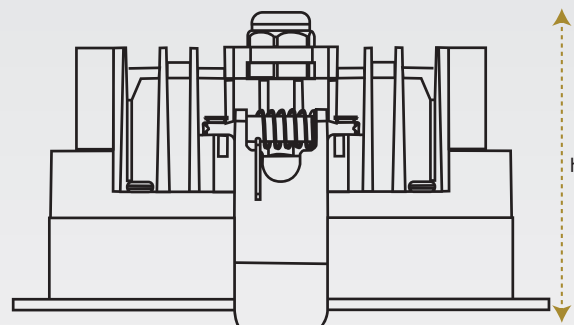
LED: Reducy Energy Consumption with L80/B10/F10

AVERAGE LIFE:50,000 hrs Lifetime Working Under Temp (-20°C - 50°C)

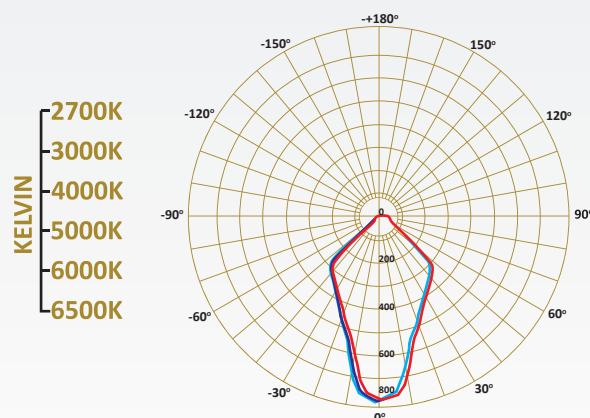
Technical Specifications

Item Code	Power	Lumen	Dimension	Hole
PLV44009	9W	1080lm	Ø103x58h	Ø90
PLV45015	15W	1800lm	Ø144x71h	Ø125-135
PLV45020	20W	2400lm	Ø144x71h	Ø125-135
PLV46020	20W	2400lm	Ø183x80h	Ø160-175
PLV46030	30W	3600lm	Ø183x80h	Ø160-175
PLV46040	40W	4800lm	Ø183x80h	Ø160-175
PLV47030	30W	3600lm	Ø226x96h	Ø200-215
PLV47040	40W	4800lm	Ø226x96h	Ø200-215
PLV47050	50W	6000lm	Ø226x96h	Ø200-215

Technical Drawings



85~265V
50/60HZ




DOWN LIGHTS

LED DRIVER: TRIDONIC, PHILIPS, SHARP, LED CHIP: PHILIPS, CREE, OSRAM, GTI, BRIDGELUX, SAMSUNG, CITIZEN

VARAZZE LENTE

DOWN LIGHT

POLALUCE
ILLUMINAZIONE MODERNA



Down Recessed

This Varazze Lente downlight is directable built along minimalist and fascinating lines. Main feature is the possibility to change LED module, which means that you can easily change power and colour temperature. The extreme attention to every detail in the powder coating finishing is the final touch of beauty and reliability. Energy and economy savings are a little advantage compared to the design of this item, which makes technicians and artists in love with it. It is mainly recommended for shops, shop windows, hotels and everywhere there is need of an accent light.

HOUSING: Die-cast Aluminium, Patent Heat Radiation Structure, Upcast Air Design For Good Heat Dissipation

REFLECTOR: Anodized Aluminium

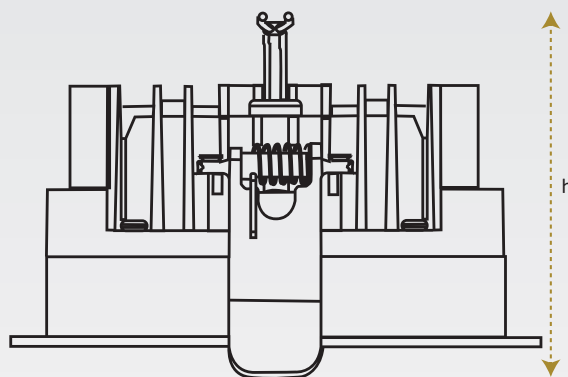
LED: Reducy Energy Consumption with L80/B10/F10

AVERAGE LIFE:50,000 hrs Lifetime Working Under Temp (-20°C - 50°C)

Technical Specifications

Item Code	Power	Lumen	Dimension	Hole
PLV48009	9W	1080lm	Ø103x51h	Ø90
PLV49015	15W	1800lm	Ø144x66h	Ø125-135
PLV49020	20W	2400lm	Ø144x66h	Ø125-135
PLV50020	20W	2400lm	Ø183x80h	Ø160-175
PLV50030	30W	3600lm	Ø183x80h	Ø160-175
PLV50040	40W	4800lm	Ø183x80h	Ø160-175
PLV51030	30W	3600lm	Ø226x93h	Ø200-215
PLV51040	40W	4800lm	Ø226x93h	Ø200-215
PLV51050	50W	6000lm	Ø226x93h	Ø200-215

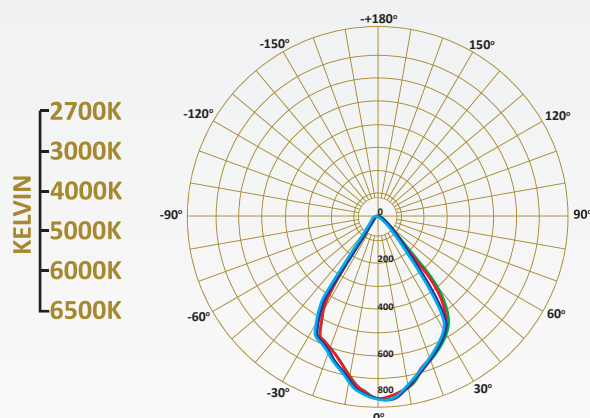
Technical Drawings



LED	COB	IP44	50,000	CRI >80>90
U	CE	Anti-Dazzle	ENEC	+50 -20
Recycling symbol	Anti-Glare	House icon	Plant icon	RoHS
PHASE DIMMING	1-10 Dimming	DALI		

A++

85~265V
50/60HZ



DOWN LIGHTS


LED DRIVER
TRIDONIC PHILIPS SHARP
OSRAM GTI MWM BRIDGELUX SAMSUNG CITIZEN

LED CHIP
PHILIPS CREE

VARAZZE OPALE

DOWN LIGHT

POLALUCE
ILLUMINAZIONE MODERNA



Down Recessed

This Varazze Opale downlight is directable built along minimalist and fascinating lines. Main feature is the possibility to change LED module, which means that you can easily change power and colour temperature. The extreme attention to every detail in the powder coating finishing is the final touch of beauty and reliability. Energy and economy savings are a little advantage compared to the design of this item, which makes technicians and artists in love with it. It is mainly recommended for shops, shop windows, hotels and everywhere there is need of an accent light.

HOUSING: Die-cast Aluminium, Patent Heat Radiation Structure, Upcast Air Design For Good Heat Dissipation

REFLECTOR: Anodized Aluminium


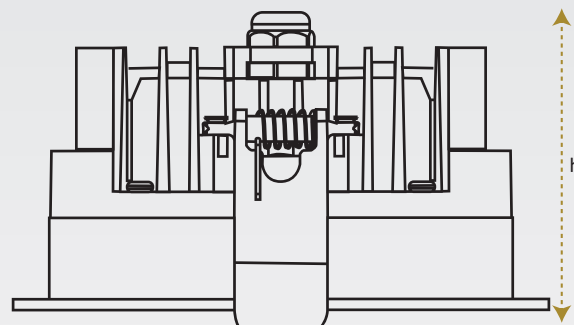
LED: Reducy Energy Consumption with L80/B10/F10

AVERAGE LIFE: 50,000 hrs Lifetime Working Under Temp (-20°C - 50°C)

Technical Specifications

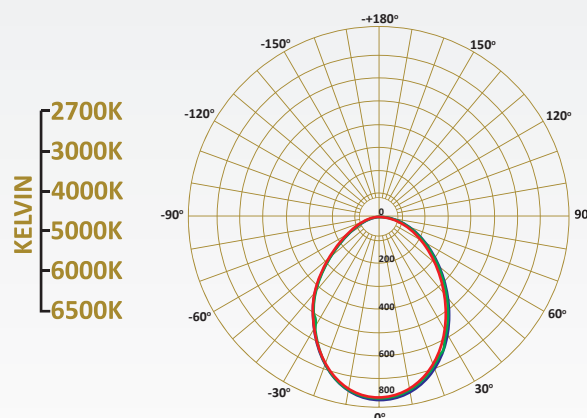
Item Code	Power	Lumen	Dimension	Hole
PLV40009	9W	1080lm	Ø103x58h	Ø90
PLV41015	15W	1800lm	Ø144x71h	Ø125-135
PLV41020	20W	2400lm	Ø144x71h	Ø125-135
PLV42020	20W	2400lm	Ø183x80h	Ø160-175
PLV42030	30W	3600lm	Ø183x80h	Ø160-175
PLV42040	40W	4800lm	Ø183x80h	Ø160-175
PLV43030	30W	3600lm	Ø226x96h	Ø200-215
PLV43040	40W	4800lm	Ø226x96h	Ø200-215
PLV43050	50W	6000lm	Ø226x96h	Ø200-215

Technical Drawings



A++

85~265V
50/60HZ



DOWN LIGHTS

LED DRIVER: TRIDONIC, PHILIPS, SHARP, LED CHIP: PHILIPS, CREE, OSRAM, GTI, BRIDGELUX, SAMSUNG, CITIZEN

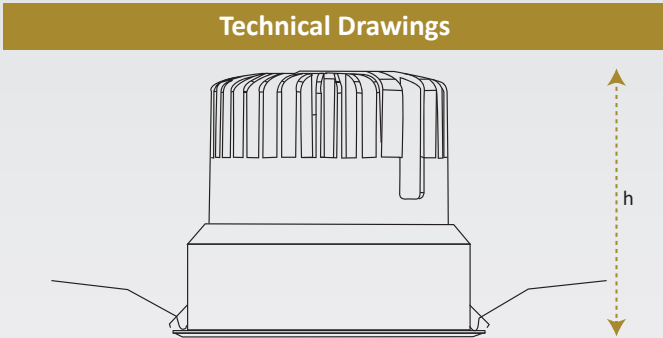


Down Recessed

This Vaso downlight is Stylish and extremely elegant in its frameless finish. These eco-friendly lights offer excellent brightness and comfort. Die-casting aluminium heat sink, conducts the heat from the chip effectively, and ensure the lamp performance and long lifespan. High power COB downlight and high brightness with double reflectors produce shining light and gorgeous feeling without glare. The light result is bright, uniform and comfortable. The high efficiency of the LED source ensures excellent performances and low consumptions. Possible Applications are highlighting corners, shelves, or decorative elements although it's adaptable to every requirement.

- HOUSING: Die cast aluminium
- REFLECTOR: Anodized aluminium
- LED: Reducy Energy Consumption with L80/B10/F10
- AVERAGE LIFE:50,000 hrs Lifetime Working Under Temp (-20°C - 50°C)

Technical Specifications				
Item Code	Power	Lumen	Dimension	Hole
PLV55005	5W	600lm	Ø100 x 100h	Ø90
PLV55015	15W	1800lm	Ø100 x 100h	Ø90



LED

COB

IP44

50,000

CRI >90

W

CE

Anti-Dazzle

ENEC

+50
-20

Anti-Glare

RoHS

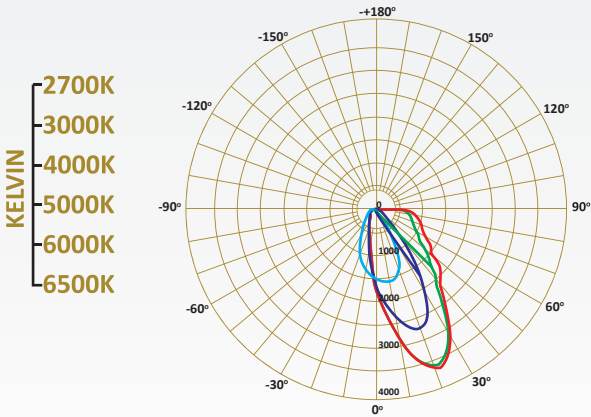
PHASE DIMMING

1-10 Dimming

DALI



85~265V
50/60HZ





Down Recessed

This Vaso II downlight is Stylish and extremely elegant in its frameless finish. These eco-friendly lights offer excellent brightness and comfort. Die-casting aluminium heat sink, conducts the heat from the chip effectively, and ensure the lamp performance and long lifespan. High performance wall washer lighting brighten up without dead angle between wall and Ceiling. The light result is bright, uniform and comfortable. The high efficiency of the LED source ensures high performances and low consumptions. Possible Applications are Museum, Gallery, Showroom, Market, Shop etc.

HOUSING: Die cast aluminium

REFLECTOR: Anodized aluminium

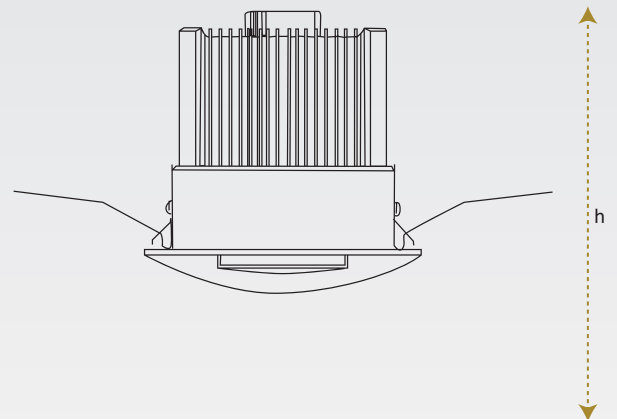
LED: Reducy Energy Consumption with L80/B10/F10

AVERAGE LIFE:50,000 hrs Lifetime Working Under Temp (-20°C - 50°C)

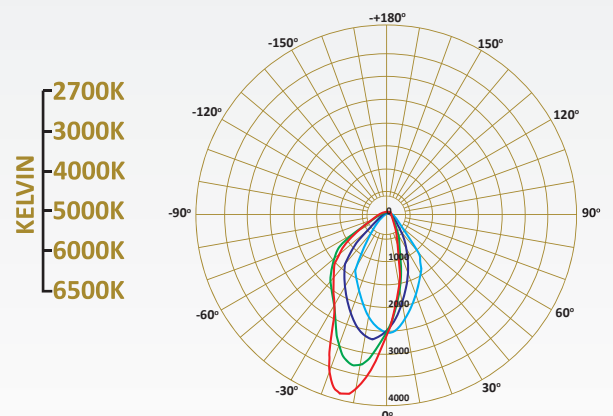

Technical Specifications

Item Code	Power	Lumen	Dimension	Hole
PLV56020	20W	2400lm	Ø130 x 113h	Ø125

Technical Drawings



LED	COB	IP44	50,000	CRI >90
U	CE	Anti-Dazzle	ENEC	+50 -20
Recycling symbol	Anti-Glare	House icon	Plant icon	RoHS
PHASE DIMMING	1-10 Dimming	DALI		



85~265V
50/60HZ

DOWN LIGHTS

LED DRIVER: TRIDONIC, PHILIPS, SHARP, LED CHIP: PHILIPS, CREE, OSRAM, GTI, BRIDGELUX, SAMSUNG, CITIZEN



Down Recessed

This Vestone downlight is Stylish and extremely elegant in its finish. Die cast aluminium heat sink and body, reflector and clear glass diffuser assures it's quality and luminous effect while circular shape for this item make the look classy and elegant. The energy saving and the reasonable price are just two reason more to choose an item which is pure functionality. The extreme attention to every detail in the powder coating finishing is the final touch of beauty and reliability. The high efficiency of the LED source ensures high performances and low consumptions. The applications of this product are many, but it is mainly recommended for shops, shop windows, hotels and everywhere there is need of an accent light.

HOUSING: Die cast aluminium with Powder Coating in RAL Colours of choice

DIFFUSER: Tempered Glass Lens

REFLECTOR: Pure Anodized Aluminum Reflector

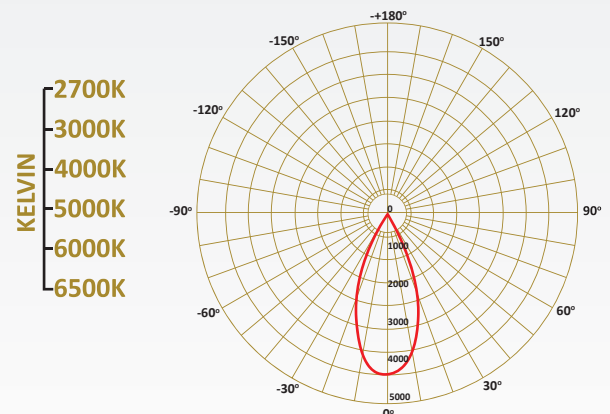

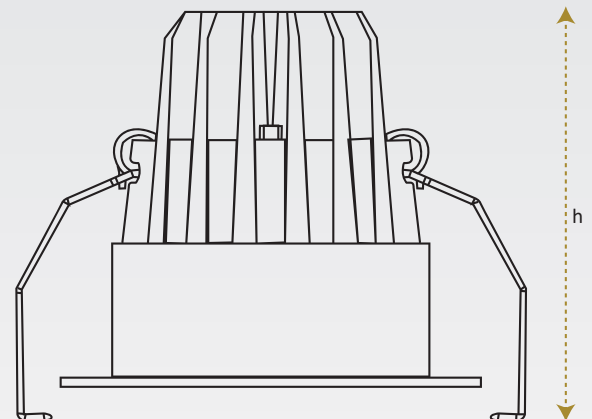
LED: Reducy Energy Consumption with L80/B10/F10

AVERAGE LIFE:50,000 hrs Lifetime Working Under Temp (-20°C - 50°C)

Technical Specifications

Item Code	Power	Lumen	Dimension	Hole
PLV63007	7W	721lm	Ø85 x 68h	Ø75
PLV63012	12W	1236lm	Ø100 x 87h	Ø85
PLV63020	20W	2060lm	Ø140 x 105h	Ø120
PLV63030	30W	3090lm	Ø175 x 115h	Ø145

Technical Drawings



85~265V
50/60HZ

DOWN LIGHTS

LED DRIVER: TRIDONIC, PHILIPS, SHARP, LED CHIP: PHILIPS, CREE, OSRAM, GTI, BRIDGELUX, SAMSUNG, CITIZEN

VESTONE QUADRO

DOWN LIGHT

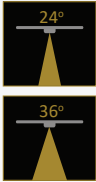
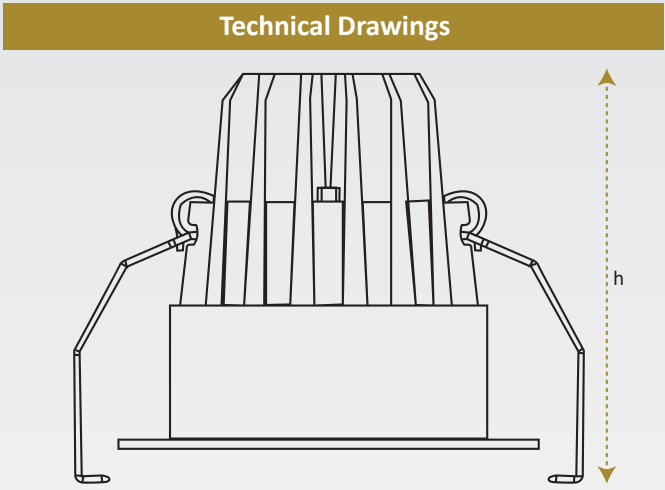


Down Recessed

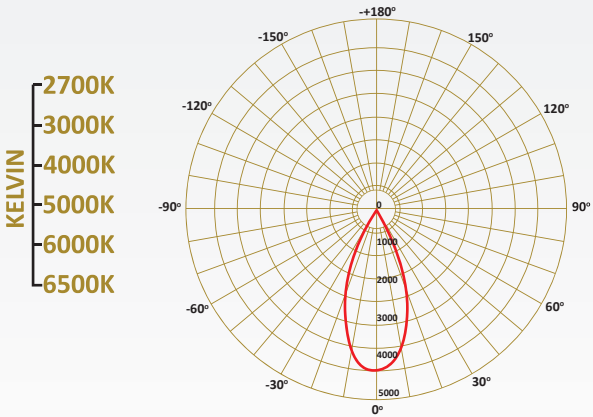
This Vestone Quadro downlight is Stylish and extremely elegant in its finish. Die cast aluminium heat sink and body, reflector and clear glass diffuser assures it's quality and luminous effect while Quad shape for this item make the look classy and elegant. The energy saving and the reasonable price are just two reason more to choose an item which is pure functionality. The extreme attention to every detail in the powder coating finishing is the final touch of beauty and reliability. The high efficiency of the LED source ensures high performances and low consumptions. The applications of this product are many, but it is mainly recommended for shops, shop windows, hotels and everywhere there is need of an accent light.

- HOUSING:** Die cast aluminium with PVC coating in choice of RAL Colours
DIFFUSER: Tempered Glass Lens
REFLECTOR: Pure Anodized Aluminum Reflector
LED: Reducy Energy Consumption with L80/B10/F10
AVERAGE LIFE:50,000 hrs Lifetime Working Under Temp (-20°C - 50°C)

Technical Specifications				
Item Code	Power	Lumen	Dimension	Hole
PLV44007	7W	721lm	85 x 85 x 68h	Ø75
PLV44012	12W	1236lm	100 x 100 x 87h	Ø85
PLV44020	20W	2060lm	140 x 140 x 105h	Ø120
PLV44030	30W	3090lm	175 x 175 x 115h	Ø145



85~265V
50/60HZ



DOWN LIGHTS

LED DRIVER

TRIDONIC

PHILIPS

SHARP

OSRAM

GTI

LED CHIP

PHILIPS

CREE

BRIDGELUX

SAMSUNG

CITIZEN



Metropolitan City of Rome Capital, Rome, Italy
info@polaluce.com | www.polaluce.com