



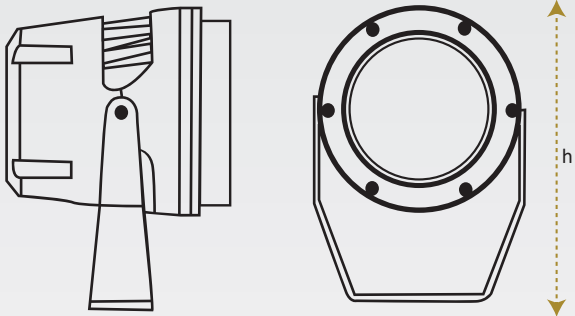
Flood Lights

A floodlight is a powerful light designed to illuminate large outdoor areas. These lights have a wide beam angle, allowing them to cover large areas. Floodlights can differ greatly in brightness depending on the bulb type and wattage. LED floodlights are particularly energy-efficient, using less electricity and lasting longer than traditional bulbs. These lights come in different temperatures, from warm to cool, to suit various needs and preferences. Floodlights are versatile and powerful lighting solutions that enhance visibility, safety, and security in various settings. Floodlight’s applications are security lighting, sports fields, parking lots, construction sites, concerts, festivals, and outdoor gatherings where large areas need to be illuminated.

- HOUSING: Die cast Aluminum with Powder Coated
- DIFFUSER: Transparent Tempered Glass
- REFLECTOR: Optical Lens
- LED: Reducy Energy Consumption with L80/B10/F10
- AVERAGE LIFE:50,000 hrs Lifetime Working Under Temp (-20°C - 50°C)

Technical Specifications					
Item Code	Power	Led Qty	Lumen	L.Color	Dimension
PLF914105	105W	36Pcs	12600lm	Single	220x200x320h
PLF914086	86W	36Pcs	10320lm	Single	220x200x320h
PLF914060	60W	36Pcs	7200lm	Single	220x200x320h
PLF914050	50W	24Pcs	6000lm	Single	220x200x320h

Technical Drawings



LED

SMD

IP66

50,000

CRI >90

W

IK09

Anti-Dazzle

+50
-20

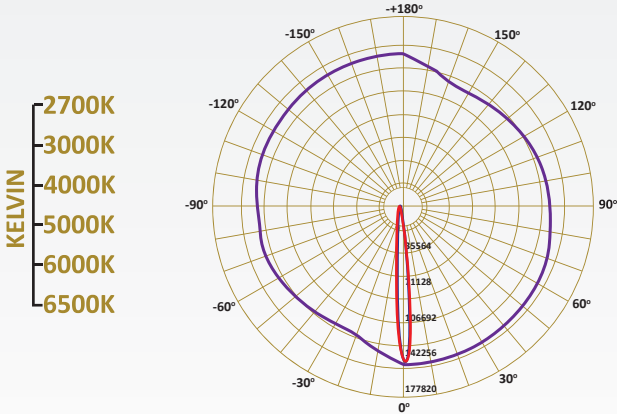
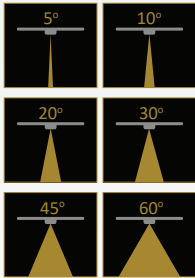
CE

RoHS

DALI

DIRECT DIMMING

1-10 DIMMING



85~265V
50/60HZ