



Suspended-Surface

The elegance of its design makes Pendente suitable for any indoor application as projector, pendant or accent light. Pendente is a versatile and elegant design and this type of luminaire delivers high quality light. The LED system guarantees a high efficiency light result, with no glare and a light emission homogeneous and natural at the same time.

HOUSING: Die Cast Aluminum

LED: Reducy Energy Consumption with L80/B10/F10

AVERAGE LIFE:50,000 hrs Lifetime Working Under Temp (-20°C - 50°C)

COLOR AVAILABLE

☐ WHITE

☒ BLACK

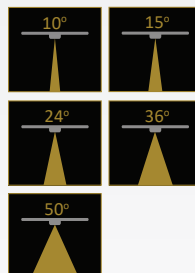
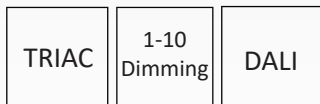
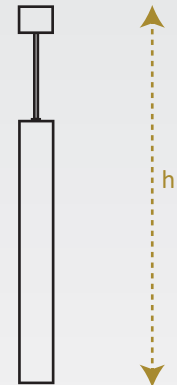
☐ GOLD

☐ RED

Technical Specifications

Item Code	Power	Lumen	Dimension
PLG508005	5W	600lm	Ø50x400 (1960)h
PLG509005	5W	600lm	Ø50x700 (2240)h
PLG510007	7W	840lm	Ø50x400 (1960)h
PLG511007	7W	840lm	Ø50x700 (2240)h
PLG512015	15W	1800lm	Ø50x400 (1960)h
PLG513015	15W	1800lm	Ø50x700 (2240)h

Technical Drawings



KELVIN
2700K
3000K
4000K
5000K
6000K
6500K

