



 **Suspended-Surface**

Lentini Panel Suspended light is a stylish design and optimum performance for lighting. The excellent distribution of light with full glare control in compliance with the latest office-lighting (UGR<19). Modern architectural appearance, providing a striking modular fixture and building depth into its recessed offering. provides a modern architectural contoured appearance, providing a striking modular fixture and building depth into its recessed offering.

HOUSING: Extruded aluminium frame less with powder coating of RAL color option along with the kit to be suspended or recessed or pushing type

MOUNTING: Suspension System with Steel Wires and Height Adjustable

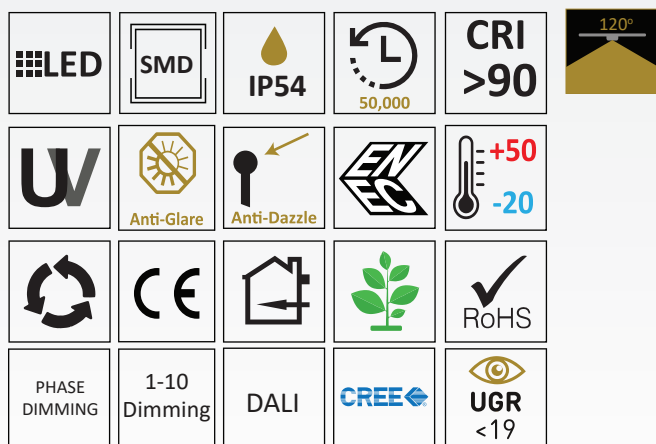
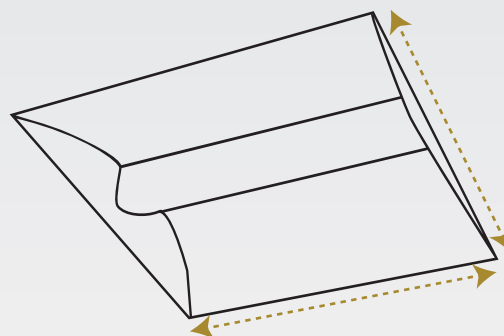
LED: Reducy Energy Consumption with L80/B10/F10

AVERAGE LIFE:50,000 hrs Lifetime Working Under Temp (-20°C - 50°C)

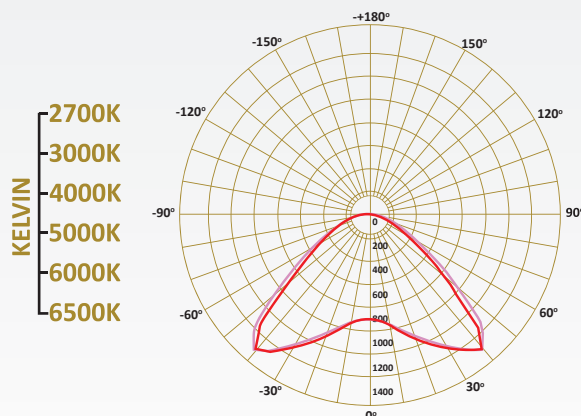
Technical Specifications

Item Code	Power	Lumen	Dimension
PLL518036	36W	3960lm	595x595x70h
PLL518048	48W	5280lm	595x595x70h

Technical Drawings



85~265V
50/60HZ



SUSPENDED LIGHTS