



Down Recessed

This Melta downlight is Stylish and extremely elegant in its frameless finish. These eco-friendly lights offer excellent brightness and comfort. Die-casting aluminium heat sink, conducts the heat from the chip effectively, and ensure the lamp performance and long lifespan. High power COB downlight and high brightness with double reflectors produce shining light and gorgeous feeling without glare. The light result is bright, uniform and comfortable. The high efficiency of the LED source ensures excellent performances and low consumptions. Possible Applications are highlighting corners, shelves, or decorative elements although it's adaptable to every requirement.

HOUSING: Die cast aluminium

REFLECTOR: Anodized aluminium

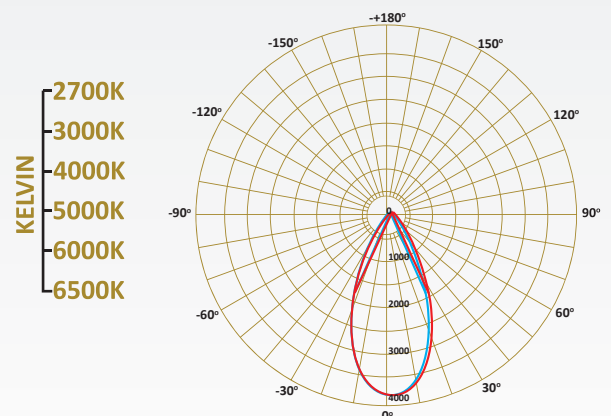
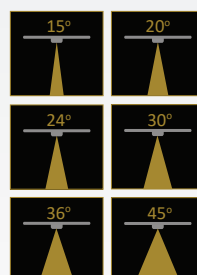
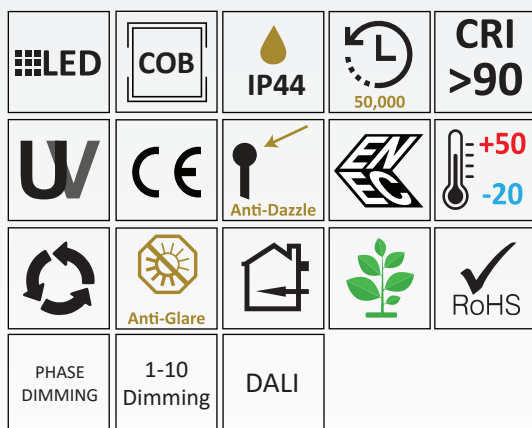
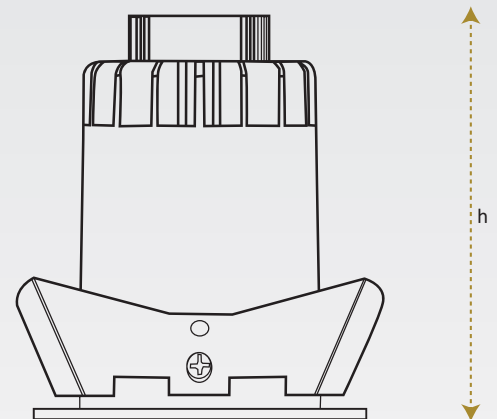
LED: Reducy Energy Consumption with L80/B10/F10

AVERAGE LIFE:50,000 hrs Lifetime Working Under Temp (-20°C - 50°C)

Technical Specifications

Item Code	Power	Lumen	Dimension	Hole
PLM00010	10W	1200lm	Ø95 x 125h	Ø85
PLM00015	15W	1800lm	Ø95 x 125h	Ø85
PLM01015	15W	1800lm	Ø130 x 165.5h	Ø120
PLM01020	20W	2400lm	Ø130 x 165.5h	Ø120
PLM01025	25W	3000lm	Ø130 x 165.5h	Ø120
PLM01030	30W	3600lm	Ø130 x 145h	Ø120
PLM02015	15W	1800lm	Ø160 x 165h	Ø150
PLM02020	20W	2400lm	Ø160 x 165h	Ø150
PLM02025	25W	3000lm	Ø160 x 165h	Ø150
PLM03030	30W	3600lm	Ø180 x 180h	Ø170
PLM03040	40W	4800lm	Ø180 x 180h	Ø170

Technical Drawings



85~265V
50/60HZ

DOWN LIGHTS

LED DRIVER
TRIDONIC PHILIPS SHARP
OSRAM GTI MWM BRIDGELUX SAMSUNG CITIZEN

LED CHIP
PHILIPS CREE