



Suspended-Surface

Noto Panel Suspended light is a stylish design and optimum performance for lighting. The excellent distribution of light with full glare control in compliance with the latest office-lighting (UGR<19). Modern architectural appearance, providing a striking modular fixture and building depth into its recessed offering.

HOUSING: Extruded aluminium frame less with powder coating of RAL color option along with the kit to be suspended or recessed or pushing type

MOUNTING: Suspension System with Steel Wires and Height Adjustable

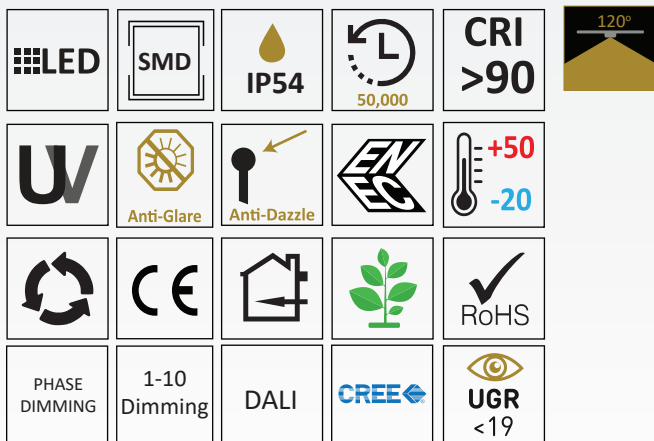
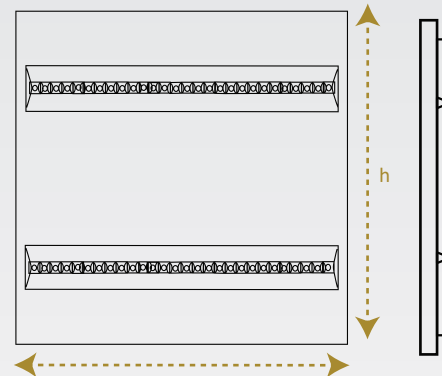
LED: Reducy Energy Consumption with L80/B10/F10

AVERAGE LIFE:50,000 hrs Lifetime Working Under Temp (-20°C - 50°C)

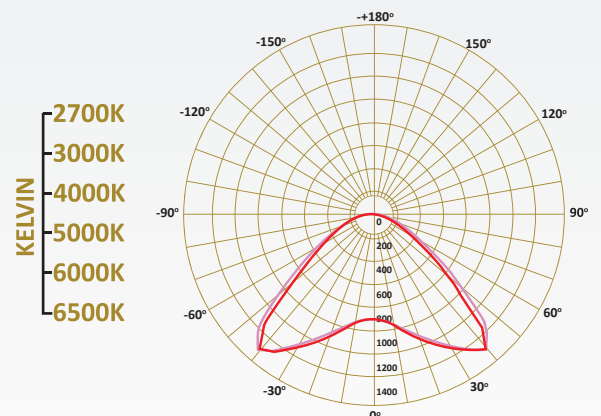
Technical Specifications

Item Code	Power	Lumen	Dimension
PLN516028	28W	3380lm	595x595x28h
PLN517029	29W	3190lm	1195x295x28h
PLP523036	36W	4070lm	595x595x28h
PLN517039	39W	4290lm	1195x595x28h

Technical Drawings



85~265V
50/60HZ



SUSPENDED LIGHTS