

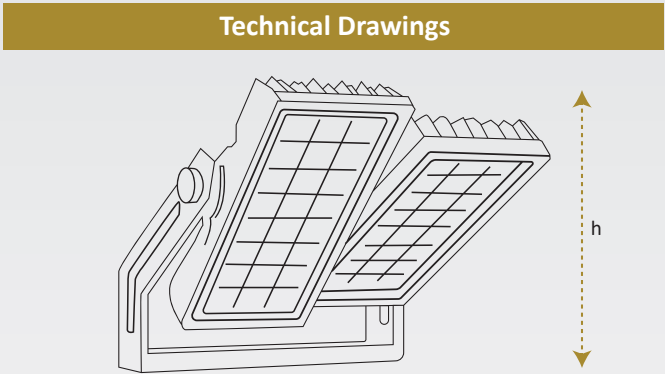


Flood Lights

Floodlights can differ greatly in brightness depending on the bulb type and wattage. LED floodlights are particularly energy-efficient, using less electricity and lasting longer than traditional bulbs. Energy saving with an easy installation and low maintenance in the long working lifespan are making this item a more than intelligent choice. Strong and trustable in a hard weather conditions, the product is long lasting materials utilized in its design and body. These floodlights are Modular flood lighting making every facade rich in stile and technology. Modular LED flood light emits a wide beam for landscape lighting, tree up lighting, stadiums and public spaces where large areas need to be illuminated.

- HOUSING:** Die cast aluminium powder coated with choice of RAL colour
- DIFFUSER:** Transparent Tempered Glass
- REFLECTOR:** Anodized Aluminium
- LED:** Reducy Energy Consumption with L80/B10/F10
- AVERAGE LIFE:**50,000 hrs Lifetime Working Under Temp (-20°C - 50°C)

Technical Specifications			
Item Code	Power	Lumen	Dimension
PLP001300	300W	40500lm	555x288x172h
PLP002600	600W	81000lm	598x564x401h
PLP003900	900W	121500lm	792x598x401h



LED

SMD

IP66

50,000

CRI >90

W

IK08

Anti-Dazzle

+50
-20

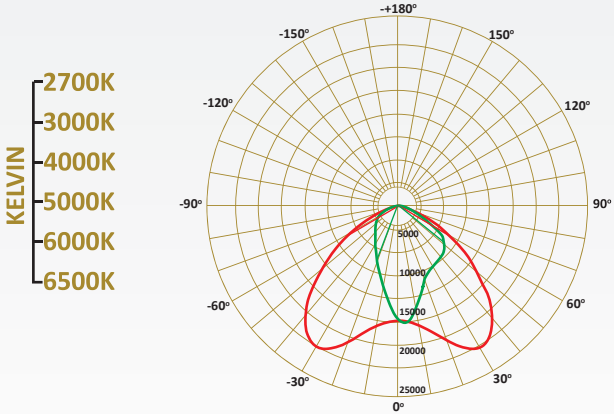
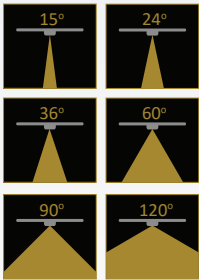
CE

RoHS

1-10 Dimming

DALI

Light Pollution Control



85~265V
50/60HZ