



Flood Lights

A floodlight is a powerful light designed to illuminate large outdoor areas. These lights have a wide beam angle, allowing them to cover large areas. Floodlights can differ greatly in brightness depending on the bulb type and wattage. LED floodlights are particularly energy-efficient, using less electricity and lasting longer than traditional bulbs. These lights come in different temperatures, from warm to cool, to suit various needs and preferences. Floodlights are versatile and powerful lighting solutions that enhance visibility, safety, and security in various settings. Floodlight's applications are security lighting, sports fields, parking lots, construction sites, concerts, festivals, and outdoor gatherings where large areas need to be illuminated.

HOUSING: Die cast Aluminum with anti-corrosion and Weatherproof Features

DIFFUSER: Transparent Tempered Glass

REFLECTOR: Optical Lens

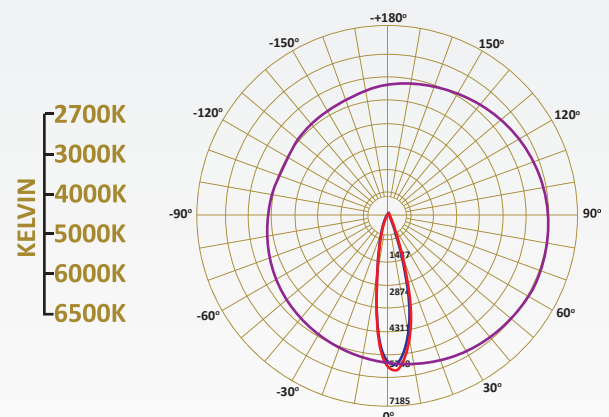
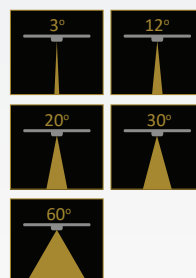
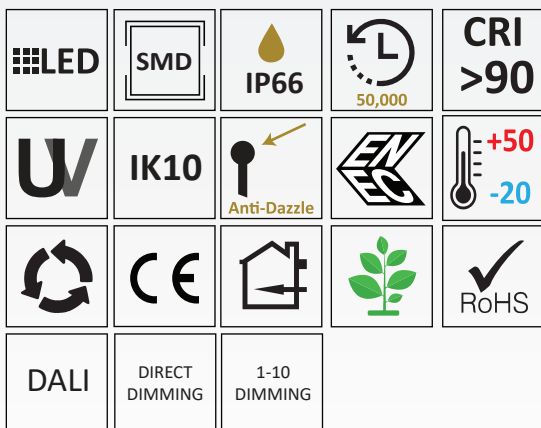
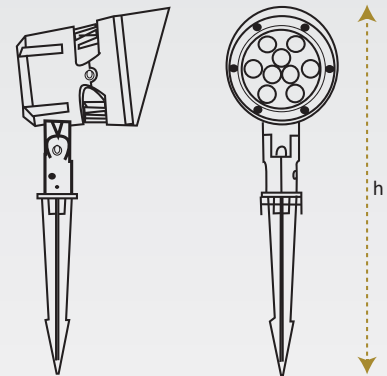
LED: Reducy Energy Consumption with L80/B10/F10

AVERAGE LIFE:50,000 hrs Lifetime Working Under Temp (-20°C - 50°C)

Technical Specifications

| Item Code | Power | LED Qty | Lumen | L.Color | Dimension |
|-----------|-------|---------|--------|---------|--------------|
| PLR917045 | 45W | 18Pcs | 5400lm | Single | 165x229x267h |
| PLR917030 | 30W | 18Pcs | 3600lm | Single | 165x229x267h |
| PLR917021 | 21W | 18Pcs | 2520lm | Single | 165x229x267h |
| PLR920020 | 20W | 9Pcs | 2400lm | Single | 125x180x245h |
| PLR920011 | 11W | 9Pcs | 1320lm | Single | 125x180x245h |

Technical Drawings



FLOOD LIGHTS

