

# VANEZE QUADRO

DOWN LIGHT

**POLALUCE**  
ILLUMINAZIONE MODERNA



Down Recessed

This Vaneze Quadro downlight is Stylish and extremely elegant in its finish. The lamp body consists of high heat dissipation, corrosion resistant and durable aluminum material. With lens optics, the light effect is higher and the spot is more evenly. The front ring using high-quality Polycarbonate make the whole lamp more lighter. With lens optics, the light effect is higher and the spot is more evenly. The front ring using high-quality pc make the whole lamp more lighter. The high efficiency of the LED source ensures high performances and low consumptions. Possible Applications are Museum, Gallery, Showroom, Market, shopping malls, hotels, clubs and stores etc.

**HOUSING:** Die cast aluminium

**REFLECTOR:** Anodized aluminium

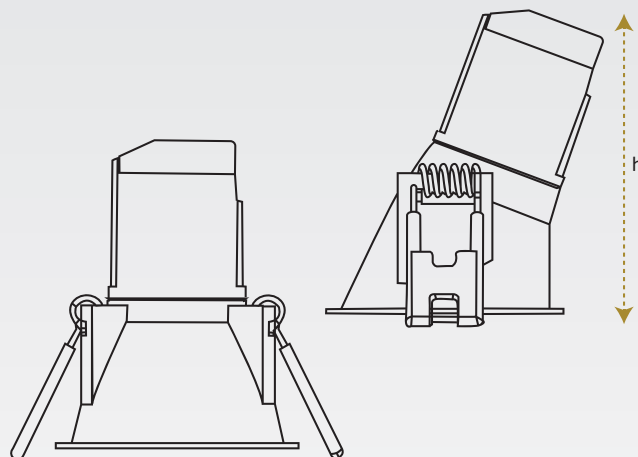
**LED:** Reducy Energy Consumption with L80/B10/F10

**AVERAGE LIFE:**50,000 hrs Lifetime Working Under Temp (-20°C - 50°C)

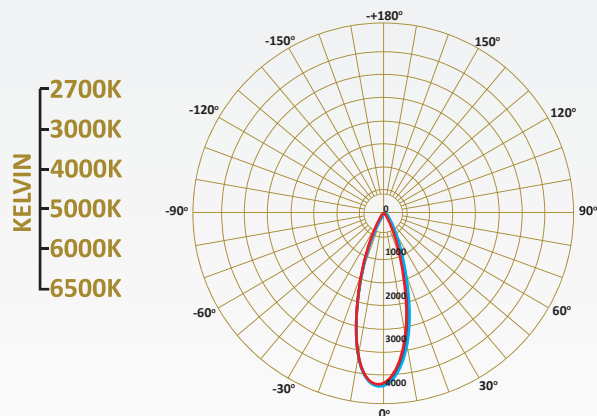
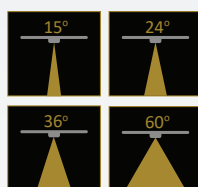
## Technical Specifications

Item Code	Type	Power	Lumen	Dimension	Hole
PLV34005	Narrow	5W	600lm	80x80x81h	75x75
PLV34008	Narrow	8W	960lm	80x80x81h	75x75
PLV34012	Narrow	12W	1440lm	80x80x101h	75x75
PLV35005	Narrow	5W	600lm	95x95x101h	90x90
PLV35008	Narrow	8W	960lm	95x95x101h	90x90
PLV35012	Narrow	12W	1440lm	95x95x121h	90x90
PLV36005	Inclined	5W	600lm	80x80x81h	75x75
PLV36008	Inclined	8W	960lm	80x80x81h	75x75
PLV36012	Inclined	12W	1440lm	80x80x101h	75x75
PLV37005	Inclined	5W	600lm	95x95x101h	90x90
PLV37008	Inclined	8W	960lm	95x95x101h	90x90
PLV37012	Inclined	12W	1440lm	95x95x121h	90x90

## Technical Drawings



LED	COB	IP44	50,000	CRI >80 >90
W	CE	Anti-Dazzle	ENEC	+50 -20
Recycling symbol	Anti-Glare	House icon	Plant icon	RoHS
TRIAC	1-10 Dimming	DALI		



**A++**

85~265V  
50/60HZ

DOWN LIGHTS

LED DRIVER: TRIDONIC, PHILIPS, SHARP, LED CHIP: PHILIPS, CREE, OSRAM, GTI, BRIDGELUX, SAMSUNG, CITIZEN